

CDL WISCONSIN

# ROTH SUGAR BUSH

## 2021 Catalog & Price List

Proud to be CDL's Largest Retailer in the U.S.

715-289-3820

[www.rothsugarbush.com](http://www.rothsugarbush.com)



ROTH SUGAR BUSH  
MAPLE EQUIPMENT

*All Roads Lead to The Roth Sugar Bush*





# CDL WISCONSIN

## Roth Sugar Bush, Inc

### Maple Equipment and Syrup

656 Tower Drive Cadott, WI 54727  
(715) 289-3820 Fax: (715) 289-3821



Hello Fellow Maple Sugaring Friends,

At the time this catalog was printed, we were all going through some very uncertain times. The Coronavirus has been lurking for nearly the entire year of 2020. We know that many people contracted the virus and had minimal issues and totally recovered. If you or one of your loved ones were one of those who has tested positive...we hope that you all are doing fine. We pray for all of those families who were not as fortunate. Hopefully as you read this, the Coronavirus will be under control and just be a bad memory of 2020.

We also know that the entire maple community is a very close knit and vivacious group, who all are very excited for the upcoming maple sugaring season. Depending on your geographical location, your season may have already started and we hope you are having a very successful season. For everyone who's season is about to begin...we are anticipating a very prosperous season.

With that being said...The Roth Sugar Bush is always here for you. Whether you have 1 tree in your backyard or thousands of trees in your woods...we have ALL the Maple Sugaring Equipment and Supplies you will ever need in your operation. We are your "One Stop Shop" when it comes to your maple sugaring equipment and supplies. Please check out all of our "How To Videos" on our Website or on our Youtube Channel which are geared toward the novice as well as expert Sugarmakers.

We are very excited to unleash the latest and greatest CDL Maple Sugaring Equipment for the Hobbyist! The new machines range from Reverse Osmosis to Evaporators to Filtering just to name a few! These machines will make your maple sugaring much more enjoyable and profitable. You can check these new machines out and many more at our open house, Facebook Page, Website and Youtube Channel.

Innovation is part of our daily routine. Our goal is to supply all our customers with ONLY the finest quality products at a reasonable price, so they can increase their success and profitability...and have fun! Our strength is the result of the expertise, dedication and professionalism of all our employees!

**Roth Sugar Bush now has a full time in house Tubing Installation Crew! "SAP SQUAD"**

*Need help evaluating your woods for tubing? Want to Increase your Vacuum?*

*How will a Monitoring System work for me?*

*How will an RO would benefit me? What size Evaporator is best for me?*

*What Tank size should I get? How a Transfer Pump can work for me?*

*What Filtering System is best for me? How can I improve my Bottling?*

*We can help with all of these questions and many more!*

Give us a call today!

715-289-3820

or

[www.rothsugarbush.com](http://www.rothsugarbush.com)



At the time this catalog was printed, we are still planning on having our annual open house and we are inviting all of you to join us again this year. We are planning on having seminars, machine simulations and much more! We will keep everyone informed as the seminar schedule and all the details are in place, with emails, on facebook and on our Website. If the pandemic is still prevalent, we will have good social distancing in place. The dates are Wednesday, February 3rd, Thursday, February 4th, Friday, February 5th and Saturday, February 6th. Open House hours are from 8:00 am to 4:00 pm each day. We may not be able to provide the delicious lunch that you have become accustomed to, however we will be serving refreshments and snacks.

Our annual Open House is a great time to stock up on your Maple Sugaring Supplies as we will again be offering a 5% cash and carry discount. As always, please call ahead with your order so we can have it ready when you get here. (715-289-3820) We will also be offering curb side pickup...just let us know when you call. Also, if you don't feel comfortable coming to our Open House, we will offer the same 5% cash and carry discount one week before and one week after our open house.

Watch our Website & Like Us on Facebook for latest news, seminars and all the details for our 2021 Annual Open House.

We sincerely Thank You All for you continued business!

Peter & Dawn Roth

**Annual Open House at our Superstore in  
Cadott, WI. February 3rd, 4th, 5th & 6th, 2021  
8:00 AM to 4:00 PM each day**

**Please visit our website and sign up for our Email Newsletter.**



# A WORD OF **WELCOME**

Dear customers,



Without a doubt, 2020 has been a year we will not soon forget. Even so, and even with the restrictions that have been imposed around the world since March, the maple syrup industry is still doing quite well. All in all, we can consider ourselves very fortunate. That said, we are aware that some of our valued customers have been severely affected by the crisis. Tourism services, including meal services, retail sales, and booths in public markets, have been hit particularly hard. Here at CDL, our hearts go out to you. Rest assured that we will do everything in our power to support you until this crisis is over.

This past year has also changed our schedule. We have had to cancel all of our promotional activities, like our annual open house and our technical training for customers. Year after year, these events have allowed us to meet you and create wonderful memories. Fortunately, CDL has been able to innovate so we can keep communicating with you; we are using technology to stay in touch and continue sharing our maple syrup knowledge. Soon you will be able to see our full set of new information tools. Keep an eye out; we will also be taking the opportunity to tell you about our products, our innovations, and the latest maple syrup trends.

Travel has also been difficult this year, with restrictions changing on a near-daily basis. That is why we have decided to strengthen our regional branches and our network of partners so that they can more independently provide local services. These changes will let us provide the support you need for the upcoming syrup season.

Finally, CDL will be celebrating its 30<sup>th</sup> anniversary next year. We are very proud of this accomplishment, which was made possible by an incredible team of employees and a customer base that has been growing steadily since the company was founded in 1991. Since then, we have also been able to pass this family company on to the next generation. We could not be more pleased. Our ambition is to remain an industry leader for generations to come. We are committed to continuing to work very hard with our employees and partners to provide outstanding products and services to maple and sap producers around the world.

The CDL team wishes you a very productive 2021 syrup season. Stay safe and stay healthy!

A handwritten signature in blue ink that reads "Martin Chabot". The signature is fluid and cursive.

**Martin Chabot**, co-owner





# A NEW CDL LOGO — PROUD AND WORLD OF POSSIBILITIES LIES AHEAD

---

For the 30<sup>th</sup> anniversary of CDL, we want to give ourselves a new image to make sure our brand keeps shining, while keeping our colors and our identity!

Therefore, we keep the traditional maple leaf, symbol that made CDL famous since its beginning in 1991. However, we rejuvenated it with its curved shape, giving it energy and dynamism; like the team of professionals it represents. It opens itself to a future filled with possibilities, a new chapter but always in respect of the past.

The new CDL leaf is divided in two parts to better symbolize the original tree with its green part and the end product of our industry, the maple syrup with the golden part. By having multiple shades of green, we want to add texture and suggest a healthy flora. With the golden side, we also want to emphasize the excellence of our trademark, the quality of our products and the richness of the finished product. This combination makes our maple leaf unique, proud and healthy.

The CDL letters are moved outside of the leaf, because they are strong enough to hold their own. We use capital letters to show our expertise and the pride in our work. The font is still simple, accessible and straight like our employees.

We are proud to introduce it today. Perfect harmony between tradition and modernity.

**Happy 30<sup>th</sup> anniversary CDL!**

Maryse Bernier, *Marketing Director*



# TABLE OF CONTENTS

Spouts | Fittings |  
Buckets and accessories |  
3/16" fittings and tubing

**04**

**14**

SpinSeal

**SpinSeal™**  
TECHNOLOGY

CDL tubing and mainlines

**18**

**22**

VersaProfiles tubing and  
mainlines

Electrofusion fittings

**24**

**25**

Wire and accessories | Tools

Stainless steel fittings | Fittings |  
Valves and plumbing

**32**

**42**

CDL Intelligence



Extractors | Moisture traps |  
Vacuum booster tanks

**50**

**57**

Vacuum pumps and accessories |  
Gauges and pressure pumps

Stainless steel tanks |  
Tanks and accessories

**62**

**67**

Reverse Osmosis and accessories



Evaporators  
and accessories

**79**

**101**

Measuring instruments

Cleaning accessories

**103**

**104**

Filter presses and accessories

Barrels | Accessories and  
processing equipment

**109**

**113**

Cans and accessories | Jugs |  
Bottles | Books and packaging

Corporate stores | Sales  
representatives and dealers

**125**



# Signature SPOUTS

**CDL Signature Spouts are the perfect choice for your sugarbush. Here's why:**

## MINIMUM RESTRICTION

The 45° angle facilitates sap flow and prevents residue or unwanted bacteria from accumulating.

## PERFECT SEAL

The thin wall works with the perfect taper to create a completely airtight seal.



## LONGER SPOUT WORKS BETTER ON THICK BARK

### Signature SPOUTS



Blue thin wall  
Signature spout

5/16"	66045063	\$0.21
1/4"	66045314	\$0.21



Clear thin wall  
Signature spout

5/16"	66045064	\$0.20
1/4"	66045014	\$0.20



Green thin wall  
Signature spout

5/16"	66045067	\$0.21
1/4"	66045714	\$0.21



Light blue thin wall  
Signature spout

5/16"	66045068	\$0.21
1/4"	66045814	\$0.21



Smoke thin wall  
Signature spout

5/16"	66045069	\$0.21
1/4"	66045114	\$0.21



Red thin wall  
Signature spout

5/16"	66045065	\$0.21
1/4"	66045514	\$0.21



Pink thin wall  
Signature spout

5/16"	66045066	\$0.21
1/4"	66045614	\$0.21

We recommend the use of the 5/16" drill bit for tapping with 5/16" Signature Spout.  
We recommend the use of the 1/4" drill bit for tapping with 1/4" Signature Spout.

**Keep track of your tapping crew's performance by using different colour spouts for each employee.**

Prices and specifications are subject to change without notice.



# DID YOU KNOW?

It's been proven that a smaller tap hole doesn't affect the volume of sap collected under vacuum. Keep your maple trees healthy over the years.

Spouts available in 5/16" and 1/4" sizes and many colors for better tapping control in the woods.



## Signature SPOUTS WITH BARBS

Blue thin wall Signature spout with barbs



5/16" 66045263WB \$0.21

1/4" 66045324WB \$0.21

Clear thin wall Signature spout with barbs



5/16" 66045264WB \$0.21

1/4" 66045024WB \$0.21



**NEW**

Smoke thin wall Signature spout with barbs



5/16" 66045269WB \$0.22

1/4" 66045214WB \$0.22

Special order only. Minimum quantity required.

## 30° DURABLE SPOUTS



30° 5/16" black spout with barbs \$0.25

66090039

We recommend the use of the 5/16" drill bit for tapping.



30° 5/16" natural spout without barbs \$0.25

66090042

We recommend the use of the 5/16" drill bit for tapping.



30° 5/16" natural spout with barbs \$0.25

66090040

We recommend the use of the 5/16" drill bit for tapping.



30° 17/64" smoke spout with barbs \$0.21

66090019

We recommend the use of the 17/64" drill bit for tapping.

## 30° DISPOSABLE SPOUTS



30° 5/16" clear spout without barbs \$0.22

66090064

We recommend the use of the 5/16" drill bit for tapping.



30° 17/64" translucent blue spout with barbs \$0.22

66090016

We recommend the use of the 17/64" drill bit for tapping.

## ANTIBACTERIAL SPOUT



**ZAP-BAC**

5/16" spout Zap-Bac Antibacterial \$0.47

66090094

Contains silver nanoparticles, approved by FDA. On request only. Also available in 3/16" on request only.

## 7/16" SPOUT



7/16" spout \$0.35

6605309902

## STUBBY SPOUT FOR ADAPTOR



Stubby spout black \$0.28

66090053

Prices and specifications are subject to change without notice.







## TAPPING TIPS BY MR. JEAN-MARIE CHABOT

Interview by Anne-Sophie Couture-Goulet, *marketing coordinator*

**I had the chance to interview a person with extensive experience in the maple syrup industry, Mr. Jean-Marie Chabot, co-founder of CDL Maple Sugaring Equipment. This seasoned entrepreneur shared his tapping tips with us so that both newbies and the more experienced of you, dear customers, can brush up on your skills as the new season dawns. We hope you will benefit from this interview, happy reading!**

**Anne-Sophie Couture-Goulet (ASCG) : What are the basic principles to know before even drilling your first hole?**

**Jean-Marie Chabot (JMC) :** The basic principle is that you have to find a place on the tree to be able to drill, to observe carefully, go around the tree, to find the best spot.

**ASCG : This means we have to go around each tree, to find the best location.**

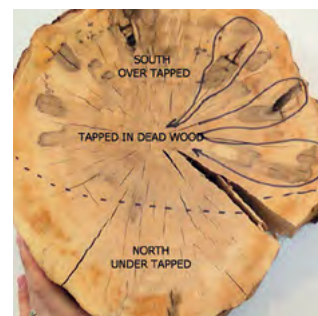
**JMC :** I would say you have to have it in your head because there is no better way. You have to find old holes that are often several years old, sometimes more than 25 years old. You have to go back that far, because there are places in Quebec where the growth and healing of the tree is slower. You have to be able to find the scar. You have to be able to tell the scars apart from the other roughness in the bark of the tree. It is very difficult to find the right place 100% of the time. Even the most experienced have difficulty in doing so. This is fundamental because if you drill in compartmentalized wood, there will be no sap. If you land on a tree that has two taps, one in dark wood (compartmentalized) and the other in white wood, there is a tap that will give nothing at all. It's very, very important.

To get the people who took my tapping courses to understand this principle, I had planks sawed from the trunk of maple trees to show examples. We can see the different layers of hole in the tree (see the next picture), which go from a depth of 0 to 6 inches to see the compartmentalization.

The compartment is about twice the width of the bit that drilled the hole, and the length is about 12 inches long, 6 inches at the top and 6 inches at the bottom of the tap, for small spouts, and up to 24 inches long for the older 7/16" (12 inch top, 12 inch bottom notch) spouts used 20-25 years ago, which were larger than today's spouts. It is for this reason that it is imperative to find old scars on the tree.

**ASCG : I see the photos of your boards (see images). I even see cuts where the maples have been over-tapped on the south, and under-tapped on the north.**

**JMC :** In the old days, when people were using buckets, they thought they got more sap tapping on the south side, where the tree was more exposed to the sun, than on the north side, where there is less light. Now, with vacuum tapping, it is no longer true. You can now drill 360 degrees for the new taps.



**ASCG : For a first season, what are the essential tools to have?**

**JMC :** First, it takes a battery-powered drill, with a battery that has at least 4 Amps / hour. Today, there are even 6 amps/ hour batteries that allow you to do a full day without any battery charging. I would tell you that a 5 Amps / hour is likely to make the day, but a 4 Amps / hour will die after 300 taps! (Laughs)

After that, you need a good tapping bit. This is fundamental. It takes a bit that cuts like a razor. It has to be sharpened like new, and it is not possible to sharpen by hand, it takes specialized tools to do it. A bit that has drilled about 1500 holes is worn out; it needs to be sharpened, but most tapping professionals use a new bit.

You also need a tapping hammer. The type depends on the spout you choose. If you chose a 1/4" spout, you need to take a 6 ounce hammer. If you have a 5/16" spout, you need a hammer that is about 8 ounces, plus or minus an ounce. It takes a hammer preferably made of metal because if you take a wooden hammer, which will be lighter, that can do, but you will have to hammer in a different way.

**ASCG : What is the maximum number of taps per maple that you recommend in relation to the circumference of the tree?**

**JMC :** There are standards on this and tests that have been carried out by various research centers. You can have one or two taps per maple, very, very rarely three per maple. In my case, I use a small rope or a measuring tape to measure the circumference. We are talking about 25 1/2 inches in circumference for one tap, and then 51 inches for two taps.

**ASCG : Thank you very much for your time, Mr. Chabot, and for this wonderful interview.**


**JMC :** It made me happy! Pay it forward is an important principle to me. Maple sugaring is the passion of my life. I've been doing it for 50 years. Also, I have always looked for new technologies and new ways of doing things. It is fundamental for me, to keep the maple industry alive at the international level.



Visit our website to read the complete interview.  
[www.cdlusa.com/interviews-articles](http://www.cdlusa.com/interviews-articles)



# MAXFLOW



## Better grip on tubing!


The new line of 5/16" Maxflow fittings was specifically designed and developed for maple producers wanting to operate over 25 in-hg (high vacuum).

These fittings enable a perfect seal with a vacuum level beyond 25 in-hg and offers the following advantages:

- > No parting lines on the first barb.
- > Precision moulding.
- > Eliminates micro-leaks caused by molding lines.
- > Better grip on the tubing.

## DID YOU KNOW?

## WHITE SPOUTS, 7% BETTER PERFORMANCE



## 5/16" MAXFLOW SPOUTS



5/16" black spout with barbs 66090516 \$0.25



5/16" white spout with barbs 66090517 \$0.25



5/16" blue spout with barbs 66090518 \$0.25

Note : we recommend the use of a 19/64" drill bit for Maxflow 5/16" tapping.

## 17/64" MAXFLOW SPOUTS



17/64" black spout with barbs 66090514 \$0.25



17/64" white spout with barbs 66090515 \$0.25



17/64" blue spout with barbs 66090513 \$0.25

## ACCORDING TO A STUDY FROM THE ACER CENTER



When comparing sap yield, the white Maxflow spout gave a **SAP VOLUME 7% HIGHER** than the black Maxflow spout.

## CONCLUSION OF THE STUDY

In the studied sugarbush, white spouts gave a higher volume of sap compared to the black spouts.

This increase, recorded in the last part of the season, would be related to the color of the spout and its thermal absorption properties.





# MAXFLOW

## THE SOLUTION TO PREVENT MICRO-LEAKS

### MAXFLOW TEES



5/16" health T

660300099	\$0.29
-----------	--------



5/16" T with pin

66301099	\$0.29
----------	--------



5/16" multi-function T

660300096	\$0.29
-----------	--------



*IDEAL TO SANITIZE WITH ISOPROPYL ALCOHOL*

5/16" T with sanitizing cap

66302099	\$0.36
----------	--------



17/64" health T

660300098	\$0.30
-----------	--------

5/16" Maxflow health T  
1/4" plug

660300095	\$0.29
-----------	--------



5/16" Maxflow with multi stages pin

66304099	\$0.29
----------	--------



**NEW**

This tee allows you to insert any CDL spout on the pin and seal the tubing.

### MAXFLOW END OF LINE TEES



5/16" end of line health T

66306357	\$0.31
----------	--------



5/16" end of line T with pin

66305099	\$0.31
----------	--------



*IDEAL TO SANITIZE WITH ISOPROPYL ALCOHOL*

5/16" end of line T  
with sanitizing cap

66304357	\$0.39
----------	--------



17/64" end of line health T

660300097	\$0.31
-----------	--------



5/16" multifunction end T

66306358	\$0.32
----------	--------

5/16" Maxflow health T  
1/4" cap end of line

660300094	\$0.30
-----------	--------



5/16" Maxflow end line T multi stages

66305357	\$0.31
----------	--------



**NEW**

This tee allows you to insert any CDL spout on the pin and seal the tubing.





## MAXFLOW END OF LINE ADAPTORS



5/16" end of line adaptor  
66265099 \$0.37

**MAXFLOW**



End of line adaptor with cap  
66266099 \$0.39

**MAXFLOW**



Maxflow multifunctional  
end of line adaptor  
66267099 \$0.37

**MAXFLOW**

## END OF LINE ADAPTORS



5/16" black Y  
66014099 \$0.40



3/16" sliding adaptor  
ERA1510 \$0.43



5/16" sliding adaptor  
ETMAT316C \$0.46



5/16" sliding hook  
ETMAT316CH \$0.27



5/16" end of line hook  
66279099 \$0.21

## SAP LADDER FITTINGS



1/2" MIPT

5/16" 6-way star  
66180 \$1.90



1/2" MIPT

5/16" 3-way star  
66183 \$1.90

## 5/16" MAXFLOW CONNECTORS



Round hook connector (5/16" cable)  
66011099 \$0.21

**MAXFLOW**



5/16" flat hook connector  
66303099 \$0.20

**MAXFLOW**

## 5/16" CONNECTORS



Quick connector  
6601209902 \$0.57



Connector with loops  
6601109902 \$0.23

## OTHER



5/16" Rubber plug  
6603509905 \$0.20



Health spout pin  
66012099 \$0.13



End-line ring  
ERA1400 \$0.25



Double forks 1/2"	66031099	\$2.60
Double forks 3/4"	66032099	\$2.95
Double forks 1"	66033099	\$3.90



INS X INS X INS		
3/4"	66074099	\$4.25
1"	66075099	\$4.25
1" x 1" x 3/4"	66066099	\$4.25
1-1/4" x 1-1/4" x 1"	66034098	\$4.95



# CDL REDUCERS AND SPOUT ADAPTORS ALLOW YOU TO

## REUSE AND EXTEND THE LIFESPAN OF YOUR PERMANENT SPOUTS

## WHILE MAXIMIZING EFFICIENCY.

### REDUCERS AND ADAPTORS

VOLUME PRICING. OTHER COLORS AVAILABLE.  
ON ORDER ONLY, MINIMUM QUANTITIES REQUIRED  
CALL US!



7/16" to 1/4" thin wall  
clear reducer  
66090714M

\$0.22



7/16" to 5/16" black reducer  
66090054

\$0.23

Install on stubby spout 66090053.  
We recommend the use of a 19/64" drill bit for tapping.



7/16" to 5/16" natural reducer  
66090054N

\$0.23

Install on stubby spout 66090053.  
We recommend the use of a 19/64" drill bit for tapping.



7/16" to 5/16"  
thin wall clear reducer  
66090054M

\$0.22

We recommend the use of a 5/16" drill bit for tapping.



5/16" black spout adaptor  
66090099A

\$0.21

We recommend the use of a 19/64" drill bit for tapping.



5/16" natural spout adaptor  
66090099N

\$0.22

We recommend the use of a 19/64" drill bit for tapping.



5/16" clear adaptor  
with thin wall  
66090099M


\$0.18

We recommend the use of a 5/16" drill bit for tapping.



5/16" to 1/4" thin wall  
clear reducer  
66090014M

\$0.18



5/16" Zap Bac  
antibacterial adaptor  
66090094A

\$0.32

### MAXSEAL MULTI-FITTINGS / FIXED HEAD



3/4"	66096096	\$2.20
1"	66097096	\$2.35
1-1/4"	66098096	\$2.80
Maxseal single gasket	66091C	\$0.25

Hole diameter: 31/64".  
Screw kit #66099099 not included.

### MULTI-FITTINGS / FIXED HEAD



3/4"	66096099	\$2.20
1"	66097099	\$2.35
1-1/4"	66098099	\$2.65

Hole diameter: 5/16".  
Screw kit not included.

### MULTI-FITTINGS / PLUG

IDEAL TO REPAIR HOLES IN MAINLINES OR PLUG HOLES  
WHEN YOU CHANGE THE LOCATION OF A MULTI-FITTING.



3/4"	66094034	\$2.05
1"	66094091	\$2.30

Screw kit not included



Screw kit	66099099	\$0.28
-----------	----------	--------

### MULTI-FITTINGS / SWIVEL HEAD



1-1/2"	66064099	\$2.25
--------	----------	--------

Hole diameter: 5/16"



Prices and specifications are subject to change without notice.







## SANITIZING CAPS - PERFECT FOR SPOUT SANITATION



Clear cap tip insertion  
66030515

\$0.25



5/16" black cap for MaxFlow spouts  
66030516

\$0.20



1/4" Clear cap tip insertion  
66030514

\$0.25



Clear sanitizing universal cap  
CDL200

\$0.24

\*Pieces sold separately. Customer assembly required.



Light green 5/16" end cap insert  
This product allows you to hang  
5/16" Signature spouts or  
Maxflow 5/16" or 17/64" spouts to  
sanitize with isopropyl alcohol.  
66030517

\$0.26



**NEW CDL  
FITTINGS**

**JONATHAN PRESENTS  
3 NEW FITTINGS**

SCAN TO SEE  
THE VIDEO

[bit.ly/cdlvideos](https://bit.ly/cdlvideos)



Universal reducer Maxflow cap  
This product fits over the T plug Cap  
or an End of Line Adaptor.  
The Universal Reducer MaxFlow  
Cap allows the insertion of our 5/16"  
or 1/4" Signature spout. It can also  
fit any of the spouts from the CDL  
product line, whether it's 5/16", 1/4"  
or 17/64".

\$0.19




This product was designed with a  
malleable material to have very  
good retention and to be tight  
under high vacuum. It gives the  
opportunity to customers using  
permanent spouts to make the  
transition to the Signature spout  
without changing the entire drop.  
66030518












## BUCKET SPOUTS










	5/16" bucket spout   Blue 660552	\$1.05
	7/16" white bucket spout 66055000A1	\$0.90
	7/16" bucket spout Stainless steel 660555	\$1.55

	7/16" Spout without hook Aluminum 660557	\$1.85
	5/16" Spout without hook Aluminum 660555	\$1.85

## BUCKETS

	2-gallon grey plastic bucket 663054	\$3.90
	2-gallon green plastic bucket 663052	\$3.90
	3-gallon green plastic bucket 663051	\$5.00
	2-gallon blue plastic bucket 663050	\$3.90
	3-gallon blue plastic bucket 663053	\$5.00

## COVERS AND ACCESSORIES

	Galvanized cover for 2-gallon bucket 66660	\$2.75
	Green plastic cover for 2-gallon bucket 663058	\$3.25
	Green plastic cover for 3-gallon bucket 663057	\$3.25
	Blue plastic cover for 3-gallon bucket 663055	\$3.45
	Wire for galvanized cover (25/Pkg) LIDWIR	\$6.10
	Galvanized bag holder 69BUCKET0102	\$3.95
	Blue sap bag 663032	\$0.29

## TAPPING STARTER KIT - 15 TAPS



### Includes:

- 1 short tapping bit 5/16"
- 15 bucket spouts 5/16"
- 15 plastic buckets (2 gallon)
- 15 galvanized bucket covers
- 1 CDL aluminum tapping hammer
- 1 aluminum spout remover (15")

6600800 \$185.00





## CDL GRAVITY TUBING 3/16" SEMI-RIGID

Ideal for sugarbushes without electricity and maple producers who do not want to use a mechanical system for vacuum.

SCAN TO SEE  
THE VIDEO

[bit.ly/cdlvideos](https://bit.ly/cdlvideos)



	LENGTH	PRODUCT CODE	WARRANTY
Blue	500'	431610021	8 year
	1 000'	431608221	8 year
Green	500'	431608025	8 year
	1 000'	431608225	8 year

## 3/16" SPINSEAL FITTINGS



3/16" BLUE SpinSeal Fitting 66091041 \$0.80

3/16" BLACK SpinSeal Fitting 66091049 \$0.80



9/64" CDL drill bit for 3/16" SpinSeal Fittings 66964

Price upon request

## MAXSEAL MULTI-FITTINGS / FIXED HEAD



3/4" 66096395 \$2.20

1" 66097395 \$2.35

Maxseal single gasket 66091C \$0.25

Screw kit not included



Screw Kit 66099099 \$0.28

## 3/16" FITTINGS



3/16" clear spout

66045316

\$0.20

*Signature*

We recommend the use of a 5/16" drill bit for tapping



3/16" white spout with barbs

66090316

\$0.25

**MAXFLOW**

We recommend the use of a 19/64" drill bit for tapping



3/16" end of line hook

66279357

\$0.20



3/16" flat hook connector

66303357

\$0.21



5/16" - 3/16" flat hook connector

66303356

\$0.21



3/16" T with pin

66030360

\$0.30



3/16" end of line T with pin

66030361

\$0.34



3/16" - 3/16" - 5/16" health T drop line

66030355

\$0.30



3/16" health T

66030357

\$0.30



3/16" health T end of line

66030358

\$0.34



5-16" - 5/16" - 3/16" health T drop line

66030356

\$0.30



5-16" - 5/16" - 3/16" health T end of line

66030359

\$0.34

Prices and specifications are subject to change without notice.





CDL EXCLUSIVE

# SpinSeal™

TECHNOLOGY

SPINSEAL



## THE PERFECT FITTING

### 100% SEALED!



SCAN TO SEE  
THE VIDEO

[bit.ly/cdlvideos](https://bit.ly/cdlvideos)



1

**COMPLETED IN LESS  
THAN 2 MINUTES**

Using the SpinSeal welder, fittings installation on your mainlines has never been faster.

2

**AN ECO-FRIENDLY  
PRODUCT**

The SpinSeal fitting makes mainline recycling easy.

3

**100%  
SEALED**

CDL's SpinSeal fusion process provides a 100% welded mainline system.

**See pages 16-17 for SPINSEAL™ mainline >**





CDL EXCLUSIVE

Save from \$1.80 to \$3.45 per lateral line compared to all other systems in the industry.

## THE SPINSEAL TECHNOLOGY

# THE CDL WAY TO SAVE TIME AND MONEY.

A REVOLUTIONNARY SYSTEM FOR INSTALLING FITTINGS ON MAINLINE IN RECORD TIME!

SPINSEAL



**DEWALT**

## A SURE VALUE!

SpinSeal welder  
Includes: 1 battery, 1 charger and carrying case. 730100

Price upon request




### MADE FOR :

- Repair hole(s), caused by animals on CDL HD, Spinseal, Fusion or Rapitube tubing;
- Plug old 5/16" multi-fitting holes and allow conversion to spinseal system on CDL HD, Spinseal, Fusion or Rapitube Pipe;
- Plug Spinseal holes that are not used anymore.

5/16" GREY SpinSeal plug

66091059

\$0.79



A



B



C

A 5/16" BLUE SpinSeal Fitting

66091061

\$0.80

B 5/16" BLACK SpinSeal Fitting

66091069

\$0.80

C 5/16" GREEN SpinSeal Fitting

66091065

\$0.80

SpinSeal tool 1" mainline insert  
Can be used with a compact fitting tool.  
Facilitates the installation of the 5/16" tubing on your spinseal fitting.

730115

\$21.60



5/16" SpinSeal drilling template with drill bit

730101

\$85.00



7/32" CDL drill bit for 5/16" SpinSeal Fittings

66732

Price upon request

**WARNING:** SpinSeal technology was developed for use on pipe manufactured and distributed by CDL.

The use of these technology on pipes manufactured and distributed by other companies can be very risky and won't be covered by the warranty.

Prices and specifications are subject to change without notice.

15

cdlusa.com



2021 CATALOG



# FOR A HEALTHY TUBING SYSTEM



By Christian Gosselin  
CDL product manager - Forest Division

**A healthy tubing system means maximum return on your investment! Here are a few tips to help you.**

## Is it time to replace your tubing?

First, you need to know the **age of the tubing and fittings**. If you are not sure, consider these key factors in your analysis.

Have you seen **vacuum loss** through the years, even with the leaks fixed? If the answer is yes, it means that you have invisible micro-leaks. They are invisible to the eye and impossible to find when you check for leaks because they do not make noise or large bubbles.

Have you noticed that your 5/16" lines sag and don't stay straight soon after you bind them? If so, it means your tubing has lost most of its **original elasticity**, meaning it's getting old...

Have you noticed that some of your **mainlines** are becoming brittle in the winter? Or that they are hard to clean properly? These 2 factors usually show that it's time to replace your mainline.

Ideally, do these verifications on a few strategic sections of the sugarbush to evaluate if it's time to replace part or all of your tubing system.



*On average, tubing is replaced after 10 to 15 years, at the same time new trees are tapped.*

## How to prepare a new installation

**Good planning** is the key! Before anything else, you have to do an **inventory of the entire infrastructure**. Map the sugarhouse, all the other buildings, pumping stations and power hook ups. Do you have enough? Are they in the right position? Are they still functional? Plan for short and long term, if you want to add more taps eventually, for example.

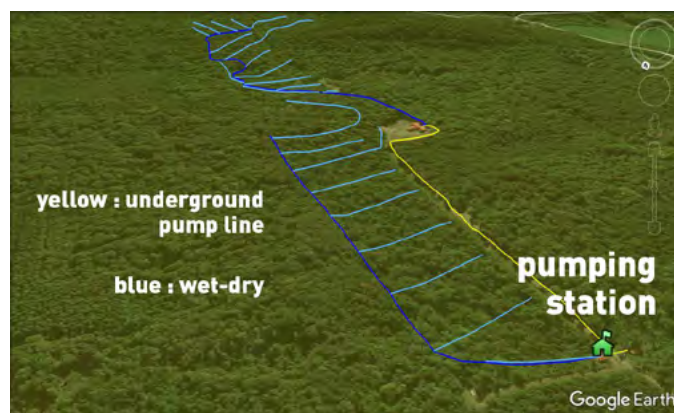
Then, analyze the **evolution of the forest** since the last tubing installation to optimize the new layout. For example, are there dead trees to take down, and more importantly, where are the new maples that can be added now or in the future? This is the best time to think about it.

Then, you need to consider the **natural elements** of the sugarbush like slopes, roads, and brooks because they will have an impact on the final layout. During the off-season, take the time to walk the woods, analyze the topography to understand how the network is impacted, and fix problems that have been there for a while.

Keep in mind, there are tools that can help you plan. You can map your tubing layout using softwares like Google Earth, Google Map or GIS for example. To determine slopes, get a hypsometer or a pocket level.



*Ask about our GPS mapping service. We can build a precise map of your sugaring operation, including the sugarhouse, pump stations and tubing layout.*



## How to draw your network?

Keep an open mind at this stage, there can be **many options**. You just have to do a good analysis to make good decisions. Think long term, consider future taps. Do not set up equipment to the limit of their capacity. To get good vacuum and good flow, you must plan for the largest sap flows (usually when the system breaks loose in the morning).

Here's a simple method to help you draw your tubing network.

1. Draw a map.
2. Place your sugarhouse, pump stations and power entrance.
3. Identify slopes.
4. Draw the mainlines.
5. Evaluate tubing, fitting and spout needs.
6. See if the existing equipment meets your needs and consider new technologies.



*Our experts are also here to help you size your tubing and transfer pumps.*

## Which 5/16" to choose?

The first thing to consider is the **stiffness of your tubing**. At CDL, we offer different degrees of flexibility on 5/16" tubing: rigid, semi-rigid and flexible. Check out pages 14 and 15 to find out the advantages of each one before buying.

The operation temperature of the tubing, determined by altitude, orientation and weather is the most important factor to consider when **choosing the color**. Do you know the range of temperature in your sugarbush?

The color of the tubing has an impact on the production. We recommend a lighter color like blue or green for a warm bush. Absorbing less UV rays, the tubing won't overheat and bacteria growth won't be as fast. For colder bushes, use a darker color like a shadow grey or a dark blue so the line thaws faster. You can use different colors in different locations, with lighter colors for south-facing slopes and darker ones for north-facing sections. Using a different color than the one that is already there is also a good way to easily identify the new sections from older sections. The same principle applies for both mainline and 5/16".



The **see-through property** of the tubing is also important to leak check efficiently.

To choose your mainline, you should figure the slope to your sugarhouse, the type of layout (straight or more winding), as well as the type of installation. Think about using the CDL pre-lashed mainline. It does not need to be wire tied, can save you time and labor and provides an easy, one-step installation. For more details, go to page 21. You can also check out the underground installation information.



*Work less using our precut drops!*

### Which spout to choose?

There are many types of spouts available. Some are designed to stay in the woods for years, other models are designed to be replaced every year. It is important to make your choice considering the **frequency** you want to replace them, as well as the level of vacuum you hope to achieve. Some spouts are more suitable for high vacuum systems.

Consider the health of your trees and tap healing when choosing your spouts. The smaller the spout, the smaller the scar in the tree and the faster the healing. So, if your trees are not health and show several scars, consider 1/4" spouts instead of 5/16".

The color of the spout is also important for maximum performance. Did you know that white spouts flow 7% more than black ones? The white ones stay cooler, slowing down bacteria growth. Also, a new spout will always run more than an old one.

*Source : Acer Center.*

### Installation advice

5/16" tubing installation can be done all year long. However, installing in cold weather is harder and slower. Do not overstretch the 5/16" tubing and never stretch mainline because stress in the lines could cause premature aging and breakage in cold weather.

### Finding leaks and repairs

The best advice: **walk your sugarbush!** The time spent inspecting your tubing network will give you better production. Even if you have a CDL monitoring system that helps you find leaks, those leaks won't fix themselves. It is imperative to know your sugarbush and to spend time walking your lines inside and outside of the sugaring season.



*Did you know that each additional inch of mercury above 23 gives you 5% more sap? Above 26, each inch increases production by 6.33%.*

*Source : Acer Center.*



**To help you with the management of your tubing network, our expert team is there to guide you step by step!**

\* Organic producers must respect organic guidelines when pulling taps.

 **FOR ORGANIC CERTIFIED PRODUCERS**





## CDL FLEX

- > **FLEX**
- > Flexible at all temperatures
- > The best translucency
- > Resists falling trees | No leakage
- > Ideal for droplines
- > Excellent elastic memory

## CDL VISION

- > **FLEX / SEMI-RIGID**
- > Ideal for straight and long laterals
- > Good translucency
- > Good elastic memory
- > Keep its properties over the years

Products manufactured by  **CDL**

### BLUE

### DARK BLUE



**NOT IN STOCK  
IN THE USA  
UPON REQUEST ONLY**

	RIGIDITY	CODE	WARRANTY				
5/16" CDL Flex	Flex	451610001	<b>10 year</b>	5/16" CDL Flex	Flex	451610007*	<b>10 year</b>
5/16" CDL Flex	Flex	451615001*	<b>15 year</b>	5/16" CDL Flex	Flex	451615007	<b>15 year</b>
5/16" CDL Vision	Flex / Semi-rigid	451610021	<b>10 year</b>	5/16" CDL Vision	Flex / Semi-rigid	451610027*	<b>10 year</b>
5/16" CDL 50	Semi-rigid	451610031*	<b>10 year</b>	5/16" CDL Vision	Flex / Semi-rigid	451615027*	<b>15 year</b>
5/16" CDL MAX	Semi-rigid / Rigid	451605011					

\* Special order only.

\* Special order only.



## CDL 50

- > SEMI-RIGID
- > A good compromise of flexibility and rigidity between the VISION and the MAX

## CDL MAX

- > SEMI-RIGID / RIGID
- > Less curvature and better hold in low density sugarbushes
- > Ideal for installations where the distance between maple trees is very large
- > The least expensive of the 5/16 CDL tubing line
- > Interesting quality vs price ratio

Products manufactured by  **CDL**

### GREEN

	RIGIDITY	CODE	WARRANTY
5/16" CDL Flex	Flex	451610005	<b>10 year</b>
5/16" CDL Flex	Flex	451615005	<b>15 year</b>
5/16" CDL Vision	Flex / Semi-rigid	451610025	<b>10 year</b>
5/16" CDL MAX	Semi-rigid / Rigid	451605015	

### SHADOW GREY

	RIGIDITY	CODE	WARRANTY
5/16" CDL Flex	Flex	451610006*	<b>10 year</b>
5/16" CDL Flex	Flex	451615006	<b>15 year</b>

  
NOT IN STOCK  
IN THE USA  
UPON REQUEST ONLY

\* Special order only.



### Drop line assembly service

Ask your CDL representative about our drop line assembly service!





## SpinSeal

- > 100 PSI
- > Thicker and more flexible
- > Remains flexible even in cold weather


## HD (HIGH DENSITY)

- > 100 PSI
- > Superior quality high density resin
- > More rigid than the low density | Light tubing

## Products manufactured by CDL

### 10-YEAR WARRANTY

Get CDL quality!





**BLACK**



**BLUE**



**GREEN**

		SpinSeal	HD	SpinSeal	HD	SpinSeal	HD
3/4"	500'	403410069S	403410069	403410061S	403410061	 <b>NEW</b> 403410065S	403410065*
	1 000'	-	403410269*	-	403410261	-	403410265*
	2 500' spool	403410169S*	403410169*	403410161S*	403410161*	-	403410165*
1"	500'	410010069S	410010069	410010061S	410010061	 <b>NEW</b> 410010065S	410010065
	1 000'	410010269S	410010269	410010261S	410010261	410010265S	410010265
	1 500' spool	410010169S	410010169	410010161S	410010161	410010165S	410010165
1 1/4"	500'	411410069S	411410069	411410061S	411410061	-	411410065
	1 000'	-	411410269*	-	411410261*	-	411410265*
	1 000' spool	411410169S	-	411410161S	-	-	-
1 1/2"	500'	411210069S	411210069	411210061S	411210061	-	411210065
	900' spool	411210169S	-	411210161S	-	-	-

\* Special order only.

\* Special order only.

\* Special order only.



### Our commitment

When producing CDL tubing and mainline, we make sure to do supervised quality checks so we can guarantee you the best product on the market.



# CDL PRE-LASHED MAINLINE

Factory pre-lashed with superior stainless steel wire. Save time with a 1-step installation!

Aluminum alloy main wire

Stainless steel support wire

SCAN TO SEE THE VIDEO


[bit.ly/cdlvideos](https://bit.ly/cdlvideos)




Products manufactured by  **CDL**

## 10-YEAR WARRANTY


Get CDL quality!



**BLACK**



**BLUE**



**GREEN**

		SpinSeal		HD	SpinSeal		HD	SpinSeal		HD
<b>3/4"</b>	2 500' spool (PRE-LASHED)	403410169SL*	403410169L*		403410161SL*	403410161L*		-		403410165L*
<b>1"</b>	1 500' spool (PRE-LASHED)	410010169SL	410010169L		410010161SL	410010161L		410010165SL	410010165L	
<b>1 1/4"</b>	1 000' spool (PRE-LASHED)	411410169SL	-		411410161SL	-		-	-	
<b>1 1/2"</b>	900' spool (PRE-LASHED)	411210169SL	-		411210161SL	-		-	-	

\* Special order only.

\* Special order only.

\* Special order only.

## ADVANTAGES OF THE PRE-LASHED AND SPINSEAL COMBO

- The Professional's choice
- Potential savings of \$ 0.75 per tap, in labor and material
- Best value for the money of any mainline systems in the industry
- Resistant and very reliable system over time
- The most durable system that requires the least maintenance over time
- To try it, is to adopt it!



**WE PROVIDE TIPS FOR INSTALLING PIPES AND TUBING AND REFER YOU TO DIRECT AND TRUSTED RESOURCES FOR YOUR PROJECT.**





NOT IN STOCK IN THE USA  
UPON REQUEST ONLY

# THE BEST SELLING 5/16" IN THE WORLD SINCE 1996!



VERSAPROFILES

- Performant since 1996
- Made of 100% pure resin
- Made by an extrusion specialist
- Highly translucent
- Malleable from -40°C to 40°C
- 100% airtight
- Weather resistant
- No worries, guaranteed



Manufactured exclusively for  **CDL**

SCAN TO SEE  
THE VIDEO

[bit.ly/cdlvideos](http://bit.ly/cdlvideos)



BLUE		
CODE	WARRANTY	
500' 6600130805	10 year	
500' 6600127209	15 year	

GREEN		
CODE	WARRANTY	
500' 6600137510D	10 year	
500' 6600137515	15 year	

SHADOW GREY		
CODE	WARRANTY	
500' 6600144010	10 year	
500' 6600142415	15 year	

TUBING IS IDENTIFIED WITH PERMANENT MARKING EVERY 25'

== 00000 ==  VERSAPROFILES 5/16" 4.SAISONS 10 YEARS/ANS ALIM FOOD GRADE CANADA == A A M M J J E E ==

## PRECUT DROPS

10 year  
warranty

Clear

6600100036

36"

6600100040

40"

Other colours and lengths  
available upon request.




Our precut drops will save you work in the preparation of your drops.

Completely clear for an optimal visibility.

Again, the unique plastic recipe with UV stabilisers and an established reputation is offered to optimize yield and durability.

Available in 36 and 40 inch length, and packaged in bundles of 100 units.



TITAN SPOOL

## AERIAL/IN-GROUND HDPE TUBING

### VERSAPIPE™ FUSION

Only the Fusion pipe is compatible with stainless steel, PVC and electrofusion fittings used in the industry.

Regardless of your choice of fittings, The VersaPIPE FUSION pipe can always be repaired or joined easily with conventional techniques.

**145 PSI**

	LENGTH	BLACK	BLUE	GREEN
1"	500'	670020990500	670022720500	-
1"	1 500' spool	670020991500	670022721500	-
1-1/4"	500'	670030990500	670032720500	-
1-1/4"	1 000'	670030991000	670032721000	-
1-1/2"	500'	661222920500	661222720500	-
1-1/2"	2 500' spool	661222922500	661222722500	-
2"	500'	66230292	66230272	66230375
2"	2 500' spool	662302922500	662302722500	662303752500
3"	50' rod	66334292	66334272	-
3"	500'	663340990500	663342720500	-
4"	50' rod	663440990050	663432720050	-

\* Special order only.



**THE SPINSEAL TECHNOLOGY CAN BE USED WITH FUSION AND RAPITUBE MAINLINES.**

#### BURIED



#### END TO END FUSION



#### END TO END FUSION ADVANTAGES

- The least expensive
- Very resistant and durable
- Ideal for buried pipe systems
- Does not require any fittings

## WIRELESS MAINLINE TUBING

### RAPITUBE V2™

#### TRANSLUCENT BLUE

3/4"	500'	6600727250RT
1"	500'	6600827250RT
1"	3 000' spool	6600827227RT

#### RAPI-FIX TENSION STRAPPING

Black	200'	66300099
-------	------	----------

Prices available upon request.



**FLEXIBLE  
QUICKER TO INSTALL  
100 PSI**

SCAN TO SEE  
THE VIDEO  
[bit.ly/cdlvideos](http://bit.ly/cdlvideos)



Fusion and rapitube mainlines are manufactured exclusively for  **CDL**





## ELECTROFUSION

HIGH  
TECHNOLOGY  
FITTINGS

## ELECTRO SADDLES



1-1/4" x 1"	66130125X100
1-1/2" x 1"	66130115X100
1-1/2" x 1-1/2"	66130115X150
2" x 1"	6613012X100
2" x 1-1/4"	6613012X12500
2" x 1-1/2"	6613012X150
3" x 1"	6613013X100
3" x 1-1/4"	6613013X12500
3" x 1-1/2"	6613013X1500
3" x 2"	6613013X200

## ELECTRO COUPLINGS



1"	661303100
1-1/4"	66130312500
1-1/2"	6613031500
2"	661303200
3"	661303300
4"	661303400

## ELECTRO T



1" x 1" x 1"	6613041X1X100
1 1/4" x 1 1/4" x 1 1/4"	661301125
1 1/2" x 1 1/2" x 1 1/2"	661301150
2" x 2" x 2"	661301200
3" x 3" x 3"	6613043X3X300

## A LEAK FREE SOLUTION.

FUSION SYSTEM FOR  
AERIAL OR BURIED TUBING

- > Ultra quick installation of connectors;
- > Installation of connectors without cutting the tubing.

## ELECTRO REDUCERS



1" x 3/4"	6613021X075
1-1/2" x 1"	66130215X100
1-1/2" x 1-1/4"	66130215X12500
2" x 1"	6613022X100
2" x 1-1/2"	6613022X1500
2" x 1-1/4"	6613022X12500
3" x 2"	6613023X200
4" x 2"	6613024X200
4" x 3"	6613024X300

PURCHASE  
OR LEASE

Ask your CDL sales representative about purchasing or leasing a welder.

For rent	10601LOC
Purchase	10502





## WIRE TIES

	REGULAR (18 GA)		HEAVY DUTY (16 GA)	
5"   1000/pkg for 3/4" tubing	660851	\$11.20	66085116	\$19.50
6"   1000/pkg for 1" tubing	660861	\$14.15	66086116	\$21.10
7"   1000/pkg for 1 1/4" tubing	660871	\$14.85	66087116	\$21.90
8"   1000/pkg for 1 1/2" tubing	660881	\$17.70	66088116	\$23.15
10"   1000/pkg for 2" tubing	660811	\$19.50	660810116	\$30.15
12"   2500/pkg	66400112	\$57.90	6640011216	\$80.75
14"   2500/pkg for 3" tubing	66096	\$61.05	6609616	\$81.00
18"   1000/pkg for 3" tubing	-		66423	\$45.15


## WIRE AND ACCESSORIES



### GALVANIZED

#9	50 lb	66040	\$79.45
#12	50 lb	66049	\$80.65
#14	50 lb	66051	\$86.55

### HIGH TENSION

#12,5	50 lb	ETBR012.5HT	\$86.95
.134 high carbone	50 lb	66054	\$85.20
.134 high carbone	100 lb	660541	\$158.15
Hydro aluminum #10	± 1500 lb/stool	660301	Price upon request
Hydro aluminum #12	± 1200 lb/stool	 <b>NEW</b> 660302	Price upon request

### LASHING WIRE



Stainless steel 1 200'	660660	\$46.10
---------------------------	--------	---------

## TENSION GRIP



### OPEN

3/4"	663093	\$15.00	1"	663092	\$16.05
------	--------	---------	----	--------	---------

### REGULAR

3/4"	663098	\$12.10	1"	663099	\$15.05
1-1/4"	663097	\$22.90	1-1/2"	663096	\$35.60
2"	663095	\$56.40	3"	663089	\$107.15



Medium gripple 10-14 GA	665503	\$1.85/ea
Large gripple 7,5-10 GA	665505	\$3.00/ea
Jumbo gripple 10-12,5 GA	665511	\$4.20/ea



Repair wire #9 (orange)	662000	\$3.70/ pair
Repair wire #10 (black)	662001	\$3.70/ pair
Repair wire 3/16"	662003	\$4.05/ pair
Repair wire for 1/4" cable	662004	\$4.55/ pair



Steel cable 1/8"	60042	\$0.14/ft
Steel cable 3/16"	60045	\$0.22/ft
Steel cable 1/4"	60043	\$0.38/ft



1/8" cable clamp	66038	\$0.61
3/16" cable clamp	66036	\$0.57



3/8" hook tensioning screw	667073	\$5.10
-------------------------------	--------	--------



Galvanised steel ratchet	ETMRAT01	\$4.99
-----------------------------	----------	--------



Ratchet handle for wire	ETMRAT02	\$9.95
----------------------------	----------	--------



Screw eye bolt 1/2" x 5 1/4" x 1" zinc	664160	\$4.95
---	--------	--------












12,5 GA wire link	WL12LINK	\$4.99
-------------------	----------	--------

Prices and specifications are subject to change without notice.








## WIRE TOOLS

	CDL wire bender 650 kg 667079	\$125.00		"Contractor" pliers for grippler installation 665504	\$141.25
	Spring loaded wire gripper 667068	\$82.30		Light clamp for grippler 665522	\$96.95
	Permanent wire gripper for path crossing 667066	\$15.50		Manual wire twister 66090	\$6.05
	Crimping tool 665701	\$61.15		Automatic wire twister 66091	\$30.20
	High tension wire cutter Cuts high carbon wire easily 73069	\$77.15			

## TOOLS FOR PRE-LASHED MAINLINES INSTALLATION

	Pre-lashed mainline retention hook 660604	\$40.75		Wire puller for pre-lashed mainline 660605	\$50.95
				Pre-lashed mainline retention pulley 660603	\$193.95

## MARKING ACCESSORIES AND TOOLS

	Orange fluorescent tape 661015	\$2.10		Sighting hand level 666566	\$40.75
	Pink fluorescent tape 661016	\$2.10		Mainline level hook 66902	\$64.15
	Yellow fluorescent tape 661018	\$2.10			
<b>PREMIUM QUALITY TAPE 4-SEASON</b>	Blue fluorescent tape 661017	\$2.10			
	Spray paint <ul style="list-style-type: none"> <li>Pink 661140</li> <li>Green 661141</li> <li>Yellow 661142</li> <li>Orange 661144</li> <li>Red 661147</li> <li>Blue 661149</li> </ul>	\$8.10		<b>NEW</b> The Forestry Pro II laser rangefinder/hypsometer Accurate distance measurer with improved capability and accuracy. Faster response time. New function to store up to 250 results. Compact ergonomics and ease of use. 6606420	\$540.00

LONG LASTING

## PLIERS FOR SPOUTS AND TUBING



3/16" Compact  
insertion pliers  
Anti-ice jaws  
73067

\$106.25



Compact insertion pliers  
Anti-ice jaws  
73062

\$106.25

Serrated blade for 5/16"  
Pruno tool  
66500

\$35.75



Compact insertion pliers  
with knife and tubing  
stretcher - Pruno tool  
66559

\$124.20



Compact insertion pliers  
Pruno tool  
66558

\$112.15

Blade - Lateral cutter for  
Pruno tool  
665579

\$9.30



4WR compact pliers with  
blade - Pruno tool  
66557

\$114.55



3/4" to 1-1/2" tubing cutters  
63001

\$20.35



2" tubing cutters  
63005

\$29.55

5/16" nut driver  
660911

\$9.35



One-handed tool - Lineviper  
For inserting 5/16" tubing and for  
tapping spouts when repairing leaks.  
With blade.

\$135.00

664955



Tubing 5/16" butt remover  
without blade - Pruno tool  
Allows the 5/16" butt to be easily  
remove, considerably reducing the risk  
of breaking the barb. Easy to use.

\$51.20

664954



Stripping pliers  
Modified blade to facilitate cutting  
without breaking

\$102.00

73063

Replacement blade

\$23.30

66502



Repair pliers for  
5/16" tubing  
ETPTR03C

\$95.50



Repair pliers for  
3/16" tubing  
ETPTR0316C

\$95.50



FISKAR pliers  
63FISK

\$15.25



3/16" tension hooks  
669103

\$12.75



5/16" tension hooks  
669104

\$12.75

**An even larger choice!**  
Many other models in store to answer all  
your needs and budget, check it out!

## PUNCHES



5/16" self-adjusting  
73060

\$104.50

5/16" drill bit and handle  
66185P

\$46.90

5/16" only drill bit  
664978

\$14.35



31/64" self-adjusting  
73059

\$104.50

31/64" drill bit and handle  
661851P

\$55.05

31/64" only drill bit  
664979

\$27.05

Prices and specifications are subject to change without notice.



## TOOLS FOR TUBING



30" Drop line cutter  
668086 \$525.00

36" Drop line cutter  
668089 \$630.00

40" Drop line cutter  
668088 \$695.00



5/16" Drop line pliers  
66496 \$255.00

3/16" Drop line pliers  
66497 \$270.00



Repair pliers with pivot  
Pruno tool  
66501 \$110.00



5/16" Condensed  
fitting pliers  
Lighter and compact model  
73080 \$270.00



3/16" Condensed  
fitting pliers  
Lighter and compact model  
73081 \$270.00



Automatic deluxe drop line  
pliers - Pruno tool  
662153 \$312.90

## REELS



Galvanized mainline reel on wheels	660416	Price upon request
Toolbox (optional)	660417	
Wire reel (optional)	660418	



Horizontal for  
5/16" tubing  
660411 \$170.40



Vertical for 5/16" tubing  
660410 \$182.50



For wire  
66041 \$192.10

## MAINLINE DOUBLE FORK PLIERS



1" and 3/4"	662191	\$232.15
1 1/2" and 1"	66219	\$293.25
1 1/4" and 1"	662194	\$232.15
1 1/2" and 1 1/4"	662195	\$241.00
2" and 1 1/2"	662192	\$287.00
3"	662193	Price upon request
3/4" to 2" Kit	662196	\$421.05

## CDL DRILL BITS - HIGH PERFORMANCE



### CDL Line of products

→ High precision sharpening	17/64" bit	66252	\$20.50
→ Developed to maximize cutting accuracy in frozen and semi-frozen wood	9/32" bit	66262	\$20.50
→ No cutting burr	19/64" bit	66259	\$20.50
→ Developed for maximum performance in sugar maple and red maple trees	1/4" bit	662414	\$20.50
	5/16" bit	662516	\$20.50
	19/64" long bit <small>Ideal for Precision Tapper</small>	662542	\$23.90
	5/16" long bit <small>Ideal for Precision Tapper</small>	662415	\$19.90
	1/4" long bit <small>Ideal for Precision Tapper</small>	662540	\$23.90

## CDL DRILL BITS - HIGH RESISTANT CDL TITAN (TITANIUM)



### CDL Line of products

→ 1.5 to 2 times more durable than a standard tapping bit	19/64" bit	662590	\$21.95
→ Increased corrosion resistance	5/16" bit	662517	\$21.95

### DRILL BIT



7/16" titanium bit	66251	\$22.80
--------------------	-------	---------

## WORK APRONS



MILITARY  
GRADE  
APRON

A Work apron	66932	\$93.65
B CDL work apron	66934	\$175.00



**CDL OFFERS A  
PROFESSIONAL  
TAPPING BIT  
SHARPENING SERVICE.  
CHECK IT OUT!**

## TAPPING ACCESSORIES



CDL tapping hammer Aluminum handle	73064	\$23.40
---------------------------------------	-------	---------



2 face tapping hammer Aluminum handle	68041	\$24.30
--	-------	---------



Tapping hammer with blade Aluminum handle	68042	\$31.95
--	-------	---------



12" wooden tapping hammer	729254045	\$7.75
---------------------------	-----------	--------

Prices and specifications are subject to change without notice.



PERÇEUSE DE PRÉCISION  
**Precision  
TAPPER**

**CDL exclusivity**

**PERFECT ANGLE AND  
TAP HOLE DEPTH**

# PERFECT TAP, PERFECTLY AIRTIGHT.

**PROFITABILITY STARTS FROM TREES!**

## PREVENT

- Damaged drill bits
- Inconsistency
- Oval holes
- Holes tapped too deep

## GET RID OF

- Vacuum loss
- Production loss
- High labor cost
- Unhealthy trees



**SCAN TO SEE  
THE VIDEO**  
[bit.ly/cdlvideos](https://bit.ly/cdlvideos)



**The best tapping drill specifically designed  
for the maple syrup industry.**

**HEAD  
AT 90°** | **BRUSHLESS** | **2000  
RPM** | **LONG LASTING 5A  
LITHIUM BATTERY**



20V Dewalt drill  
663920

20V Dewalt battery  
663925

12V-20V Dewalt charger  
663921

Carrying bag  
663920K



**Catalog  
promotion**

Get a bonus carry bag  
with the purchase  
of the complete set!



Precision Tapper™ kit

Includes: 1 drill, 2 batteries, 1 carrying bag and  
1 precision template. \*Tapping bit adaptor not  
included

663970

\$750.00



Precision Tapper™ adaptor

Installation included on your drill. Drill bit  
not included.

663971

\$395.00

Adaptors for drill bits



(1/2"-20 UNF)

1/4" 6639714

19/64" 6639964 \$79.95

5/16" 6639716

**NEW**

(9/16"-18 UNF)

6639714-1

6639964-1 \$79.95


6639716-1

Prices and specifications are subject to change without notice.

## BRUSHES FOR BUCKETS AND SPOUTS

	For 1,5-gallon bucket		
	72940020		\$70.90
	For 2-gallon bucket		
	72940031		\$70.90
	For 7/16" interior spout		
	72940041		\$3.10
	For 7/16" interior spout		
	663562		\$4.20
	For 5/16" - 19/64" spout		
	663563		\$4.20

## TUBE CLEANING SPONGES

	3/4" - 1"	661432	\$3.60
	1-1/2" - 1-1/4"	661433	\$3.60
	2"	661435	\$5.60
	3"	661436	\$5.90

## SPOUT REMOVERS



A	Steel spout remover	66077	\$10.15
	Aluminum spout remover, Small   15"	68015	\$28.30
B	Aluminum spout remover, Medium   22,5"	68020	\$29.35
	Aluminum spout remover, Long   30"	68030	\$32.00
C	Aluminum spout remover, X-Long   40"	68040	\$36.70
	Aluminum spout remover   48"	68031	\$49.00
D	Aluminum spout remover   60"	68032	\$54.00
	Rotating 30" aluminum spout remover. Foam handle	68046	\$153.00

## BACKPACK CLEANING KIT

More compact, lighter, more comfortable and specifically designed for maple sugaring.

Specifically developed by CDL for work under vacuum.



Backpack cleaning kit with harness and dozer	
661616	\$170.00
Backpack cleaning kit with harness, without dozer	
661612	\$115.80

Contenant de 6 litres



Dozer gun only, 10 to 20 ml	
661698	\$55.60

Harness only	
661691	\$70.70



Replacement tube kit for CDL dozer	
661692	\$6.75



Three-piece kit for dispenser spout	
661693	\$13.20



Spring for CDL dozer	
661694	\$1.55



ScREW cap for CDL dozer	
661689	\$4.75

## CLEANING TOOL



CDL flow stopper pliers	
73068	\$45.45



## CONNECTORS



	INS x INS	
3/4"	662034	\$5.00
1"	662035	\$5.40
1 1/4"	662037	\$5.00
1 1/2"	662038	\$5.20
2"	662039	\$8.95
3"	662033	\$18.95


## REDUCERS



	INS x INS	
1" x 3/4"	665580	\$15.15
1 1/4" x 3/4"	665586	\$15.75
1 1/4" x 1"	665581	\$19.20
1 1/2" x 3/4"	665587	\$17.15
1 1/2" x 1"	665582	\$20.15
1 1/2" x 1 1/4"	665599	\$19.85
2" x 1"	665596	\$24.30
2" x 1 1/4"	710150	\$23.10
2" x 1 1/2"	665583	\$23.10
3" x 2"	6655302	\$51.75

## ADAPTATORS



	MIPT x INS	
1/4" x 5/16"	 664555S	\$8.95
1/2" x 5/8"	710563	\$14.25
3/4"	665589	\$15.05
1"	665592	\$16.30
1 1/4"	665591	\$17.30
1 1/2"	665590	\$18.30
2"	665593	\$22.95
3"	660003	\$50.95

## TEES



	INS x INS x INS	
1/2"	660503	\$19.95
3/4"	7134341	\$20.35
1"	6607527	\$21.40
1 1/4"	6603106	\$22.40
1 1/2"	6603105	\$24.00
2"	6603108	\$30.55
1" x 1" x 3/4"	660505	\$23.45
1 1/4" x 1 1/4" x 3/4"	660317	\$23.70
1 1/4" x 1 1/4" x 1"	6605061	\$24.00
1 1/2" x 1 1/2" x 3/4"	660507	\$24.45
1 1/2" x 1 1/2" x 1"	660506	\$24.45
1 1/2" x 1 1/2" x 1 1/4"	730312	\$25.00
2" x 2" x 3/4"	660508	\$27.50
2" x 2" x 1"	730311	\$27.50
2" x 2" x 1 1/4"	730314	\$27.80
2" x 2" x 1 1/2"	660511	\$28.05
3" x 3" x 1"	660520	\$58.50



	INS x INS x MIPT	
1"	66075251	\$34.95
1 1/2" x 1 1/2" x 1"	730308	\$30.50



	INS x MIPT x INS	
3/4"	71343415	\$32.55
1"	660515	\$26.35
1 1/4"	66031066	\$49.95
1 1/2"	66031056	\$60.15

## Y



	INS x INS x INS	
1/2"	6607531	\$21.00
3/4"	6607507	\$21.00
1"	6607501	\$22.40
1 1/4"	6607510	\$24.45
1 1/2"	6607508	\$26.50
2"	6607509	\$30.85
3"	6607522	On demand
1" x 1" x 3/4"	660751	\$24.45
1" x 3/4" x 3/4"	660752	\$32.60
1 1/4" x 1" x 1"	6607511	\$33.60
1 1/4" x 1 1/4" x 3/4"	6607518	\$26.00
1 1/4" x 1 1/4" x 1"	6607512	\$26.50
1 1/2" x 1" x 1"	66075191	\$35.65
1 1/2" x 1 1/4" x 1 1/4"	6607515	\$37.70
1 1/2" x 1 1/2" x 3/4"	6607520	\$28.50
1 1/2" x 1 1/2" x 1"	6607516	\$26.50
1 1/2" x 1 1/2" x 1 1/4"	6607505	\$27.50
2" x 2" x 3/4"	6607514	\$29.55
2" x 2" x 1"	6607513	\$29.55
2" x 2" x 1 1/4"	6607519	\$31.60
2" x 2" x 1 1/2"	6607503	\$31.60
3" x 3" x 1"	66075130	On demand
3" x 3" x 1 1/2"	66075128	On demand
3" x 3" x 2"	66075129	On demand



	MIPT x INS x INS	
3/4"	66075121	\$27.40
1"	66075122	\$28.50



	INS x MIPT x INS	
3/4"	66075124	\$27.15

## HOOK PLUGS



	INS	
3/4"	666834	\$11.45
1"	666801	\$12.80
1 1/4"	666114	\$12.50
1 1/2"	666112	\$12.50
2"	666802	\$16.75
3"	666803	\$27.05
4"	666804	\$28.95

## VACUUM ADAPTOR

MANOMETER  
NOT INCLUDED

	INS X MIPT X FIPT VACUUM	
1 x 1 1/4"	6655921	\$28.50

**A QUALITY  
THAT MAKES  
ALL THE  
DIFFERENCE!**



**Sharp edges for solid grip, precise machining,  
no restriction, get CDL quality!**

Prices and specifications are subject to change without notice.

## COUPLINGS



1/4"	6010FC025	\$2.50
3/8"	6010FC0375	\$2.50
1/2"	6010FC05	\$3.90
3/4"	6010FC075	\$5.60
1"	6010FC1	\$8.65
1 1/4"	6010FC125	\$15.95
1 1/2"	6010FC15	\$16.75
2"	6010FC2	\$17.25

## TEES



	FIPT	
1/4"	712525	\$3.55
3/8"	6010T0375	\$4.35
1/2"	711212	\$4.70
3/4"	713434	\$6.90
1"	711010	\$10.45
1 1/4"	6010T125	\$18.95
1 1/2"	6010T15	\$20.85
2"	6010T2	\$35.10

## THREADED PLUGS



	FIPT	
1/4"	SCA025	\$3.00
1/2"	SCA050	\$3.60
3/4"	6010BF34	\$3.65
1"	6010BF1	\$4.40
1 1/4"	SCA125	\$7.85
1 1/2"	SCA150	\$10.00
2"	SCA200	\$13.65



	MIPT	
1/4"	6010B25	\$1.50
3/8"	6010B38	\$1.60
1/2"	6010B12	\$1.90
3/4"	6010B34	\$2.05
1"	6010B1	\$3.65
1 1/4"	6010B114	\$6.95
1 1/2"	6010B112	\$7.50
2"	6010B2	\$9.30

## ELBOWS



	90° FIPT x FIPT	
1/4"	6010914	\$3.20
3/8"	601090038	\$3.35
1/2"	601095	\$3.50
3/4"	6010975	\$5.35
1"	6010901	\$9.10
1 1/4"	601090125	\$13.20
1 1/2"	60109015	\$17.55
2"	6010902	\$27.05



	90° MIPT x FIPT	
1/4"	6010913	\$2.85
3/8"	6010900375	\$3.65
1/2"	60109505	\$4.85
3/4"	601090075	\$6.10
1"	601090	\$9.60
1 1/4"	601097	\$16.75
1 1/2"	601096	\$20.30
2"	601092	\$29.80



	45° FIPT	
1/2"	S4E050	\$3.70
3/4"	S4E075	\$6.10
1"	S4E100	\$9.55
1 1/4"	S4E125	\$13.70
1 1/2"	60109415	\$17.85

## NIPPLES



1/4" close	610151	\$2.60
1/4" x 3"	601104003	\$2.85
1/4" x 6"	SN1256	\$7.40
3/8" close	60150375C	\$3.10
3/8" x 2"	60382	\$3.50
3/8" x 2 1/2"	SN13725	\$4.00
3/8" x 3"	60150383	\$4.05
3/8" x 4"	601503754	\$5.70
3/8" x 5"	SN1375	\$6.15
3/8" x 6"	SN1376	\$7.40
1/2" close	60150500C	\$3.20
1/2" x 1 1/2"	SN1051	\$4.00
1/2" x 2"	601105002	\$4.25
1/2" x 2 1/2"	6015150025	\$4.70
1/2" x 3"	60115003	\$4.95
1/2" x 4"	601105004	\$5.05
1/2" x 5"	60111501	\$8.10
1/2" x 6"	60115006	\$8.80
3/4" close	60110750C	\$3.50
3/4" x 2"	601107502	\$4.05
3/4" x 3"	601107530C	\$4.05
3/4" x 4"	711005	\$5.75
3/4" x 5"	711015	\$5.95
3/4" x 6"	711003	\$7.85
3/4" x 8"	SN1758	\$16.75
1" close	60151000C	\$4.05
1" x 2"	601002	\$4.90
1" x 3"	60111003	\$6.10
1" x 4"	711004	\$7.40
1" x 5"	601110500	\$8.25
1" x 6"	601110006	\$10.90
1" x 8"	60118	\$20.40
1 1/4" close	60111250C	\$7.20
1 1/4" x 2 1/2"	601112525	\$11.05
1 1/4" " x 3"	601112503	\$11.90
1 1/4" " x 4"	711006	\$15.35
1 1/4" " x 5"	SN1125	\$16.95
1 1/4" " x 6"	711017	\$18.00
1 1/2" close	60111500C	\$7.40
1 1/2" x 2 1/2"	6011150025	\$11.20
1 1/2" x 3"	60111503	\$12.25
1 1/2" x 4"	711009	\$13.30
1 1/2" x 5"	SN1155	\$16.05
1 1/2" x 6"	601115006	\$17.85
1 1/2" x 8"	SN1158	\$27.25
2" close	60152000C	\$10.10
2" x 3"	SN1203	\$17.00
2" x 6"	601120006	\$19.40

Other lengths available:  
12"-24"-48"-72"-96". Contact us.

Prices and specifications are subject to change without notice.

## REDUCERS



	FIPT x FIPT	
1/4" x 3/8"	SC2537	\$5.15
1/2" x 1/4"	SC5025	\$6.40
1/2" x 3/8"	SC5037	\$6.40
3/4" x 1/4"	SC7525	\$8.60
3/4" x 3/8"	SC7537	\$9.20
3/4" x 1/2"	SC7550	\$9.60
1" x 1/4"	SC1025	\$12.70
1" x 3/8"	SC1037	\$12.70
1" x 1/2"	SC1050	\$12.70
1" x 3/4"	SC1075	\$12.70
1 1/4" x 1/2"	SC1250	\$19.15
1 1/4" x 3/4"	SC1275	\$19.15
1 1/4" x 1"	SC1210	\$19.15
1 1/2" x 1/2"	SC1550	\$20.70
1 1/2" x 3/4"	SC1575	\$20.70
1 1/2" x 1"	SC1510	\$20.70
1 1/2" x 1 1/4"	SC1512	\$20.70
2" x 1"	SC2010	\$26.50
2" x 1 1/2"	SC2015	\$26.50



	MIPT x FIPT	
1/4" x 3/8"	711014	\$2.55
1/2" x 1/4"	715025	\$2.65
1/2" x 3/8"	705038	\$2.75
3/4" x 1/4"	713414	\$3.90
3/4" x 3/8"	713438	\$3.95
3/4" x 1/2"	713412	\$4.00
1" x 1/4"	714014	\$7.75
1" x 3/8"	SB1037	\$7.85
1" x 1/2"	711012	\$7.95
1" x 3/4"	711034	\$8.55
1 1/4" x 3/8"	SB1237	\$11.85
1 1/4" x 1/2"	665551	\$9.20
1 1/4" x 3/4"	714075	\$9.70
1 1/4" x 1"	714100	\$9.85
1 1/2" x 1/2"	712050	\$12.15
1 1/2" x 3/4"	712034	\$12.95
1 1/2" x 1"	711210	\$14.00
1 1/2" x 1 1/4"	712114	\$14.50
2" x 1/2"	SB2050	\$22.45
2" x 3/4"	711013	\$22.65
2" x 1"	711020	\$22.85
2" x 1 1/4"	711225	\$23.05
2" x 1 1/2"	712015	\$23.25



## BUTTERFLY VALVES



1½"	60T150	\$95.00
2"	60P88CC2	\$100.00
2½"	60T212	\$140.00
3"	60T300	\$145.00

## QUICK COUPLINGS



## COMPLETE SET

¾"	662034SS	\$40.55
1"	66201SS	\$41.60
1¼"	662014SS	\$46.80
1½"	662012SS	\$69.70
2"	66202SS	\$74.45

## INSERTION PART ONLY

¾"	736650	\$13.40
1"	736651	\$14.90
1¼"	736652	\$15.85
1½"	736655	\$20.75
2"	736656	\$25.95

## CLIPS X MIPT FERRULES



1½" x ¾"	736654	\$17.30
1½" x 1"	6788991D1	\$18.30
1½" x 1¼"	770060	\$20.35
1½" x 1½"	770024	\$22.95
2" x 1¼"	60R14SW214	\$24.45
2" x 2"	60R14SW22	\$31.10
2" x 1½"	60R14SW215	\$30.55
2½" x 2"	770049	\$33.65

## CLIPS X FIPT FERRULES



1½" x ¾"	6788991D3	\$20.35
1½" x 1"	6788991D4	\$26.15
2" x 1¼"	67THRE2X114ST	\$29.55
2" x 1½"	6598140	\$30.55
2" x 2"	6598142	\$31.95
2½" x 2"	6598141	\$35.65

## SILICONE GASKETS FOR FERRULES



1½"	60GASKET112SILI	\$3.60
2"	60GASKET2SILI	\$4.05
2½"	60GASKET212SILI	\$6.05
3"	60GASKET3	\$6.40

## CLIPS FERRULES



## QUICK

1½"	60R13C112	\$41.95
2"	60R13C2	\$42.95
2½"	60R13C212	\$56.95
3"	60R13C3	\$60.00



## HEAVY DUTY

1½"	60R13HC112	\$14.95
2"	60R13HC2	\$15.95
2½"	60R13HC212	\$18.95
3"	60R13HC3	\$24.95



## SCREW STYLE

1½"	60R13VT112	\$15.95
2"	60R13VT2	\$16.95
2½"	60R13VT212	\$19.95

## QUICK COUPLINGS



¾"	6620182	\$7.75
A 1"	6620163	\$10.00
1¼"	6620156	\$13.85
B ¾"	6620180	\$15.75
1"	6620166	\$18.50
¾"	6620183	\$17.40
C 1"	6620164	\$17.95
1¼"	6620158	\$32.00
1½"	6620148	\$32.25
¾"	6620184	\$10.20
1"	6620165	\$10.75
1¼"	6620157	\$18.75
1½"	6620159	\$21.95
¾"	6620181	\$9.40
1"	6620161	\$10.95
1¼"	6620101	\$15.50
1½"	6620145	\$19.00

Prices and specifications are subject to change without notice.

## QUICK COUPLINGS / POLYETHYLENE



PART A		
1/2"	6620102	\$4.85
3/4"	6620107A	\$4.25
1"	6620111	\$4.50
1 1/4"	6620109A	\$4.80
1 1/2"	6620110A	\$5.00
2"	66202A	\$5.65
3"	6620302	\$15.45



PART E		
1/2"	6620141	\$4.95
3/4"	6620112	\$4.95
1"	6620113	\$5.00
1 1/4"	6620114	\$5.60
1 1/2"	6620115	\$5.75
2"	66202E	\$6.65
3"	6620309	\$19.55



PART B		
1/2"	6620104	\$9.30
3/4"	6620107B	\$9.55
1"	6620118	\$11.15
1 1/4"	6620129	\$14.15
1 1/2"	6620137	\$13.80
2"	66202B	\$16.20
3"	6620103	\$26.50



PART F		
1/2"	6620105	\$5.00
3/4"	6620121	\$4.95
1"	6620122	\$5.10
1 1/4"	6620127	\$5.95
1 1/2"	6620128	\$5.90
2"	6620160	\$6.65
3"	6620306	\$19.55



PART C		
1/2"	6620140	\$9.95
3/4"	6620107C	\$10.25
1"	6620108	\$11.40
1 1/4"	6620109C	\$13.30
1 1/2"	6620110	\$13.40
2"	66202C	\$15.65
3"	6620305	\$27.25



PART D		
3/4"	6620130	\$4.40
1"	6620123	\$4.95
1 1/2"	6620131	\$5.45
2"	6620138	\$6.50
3"	6620311	\$14.75



PART D		
1/2"	6620106	\$10.25
3/4"	6620107D	\$10.50
1"	6620119	\$11.50
1 1/4"	6620120	\$13.50
1 1/2"	6620133	\$13.50
2"	66202D	\$16.95
3"	6620300	\$26.65



PART DC		
3/4"	6620134	\$9.50
1"	6620125	\$10.30
1 1/2"	6620135	\$13.05
2"	6620139	\$15.95
3"	6620144	\$25.95



T   FIPT x FIPT		
2"	63250	\$12.10
3"	63245	\$51.30



GASKETS		
3/4"	6607901	\$1.30
1"	6607902	\$1.30
1 1/4" et 1 1/2"	6607903	\$1.45
2"	6607904	\$1.70
3"	6607905	\$2.55



ELBOWS   FIPT x FIPT		
2"	63252	\$8.85
3"	63244	\$39.30



REDUCERS   MIPT x FIPT		
3" x 2"	63251	\$15.65



COUPLINGS   FIPT X FIPT		
2"	63249	\$12.80
3"	63246	\$29.30



NIPPLES   MIPT x MIPT		
2"	63248	\$9.40
3"	63247	\$24.00



BALL VALVES		
2"   FIPT	63242	\$67.25
2"   MIPT	63243	\$77.20
2"   3 voies FIPT	710156	\$112.00
3"   FIPT	63253	\$133.85

Prices and specifications are subject to change without notice.







## A- COUPLINGS WITHOUT RESTRICTION

MIPT x INS		
3/4"	630100	\$5.15
1"	630101	\$5.05
1 1/4"	630102	\$5.80
1 1/2"	630103	\$6.90

## B- ADAPTORS

INS x FIPT		
1/2"	64091	\$3.35
3/4"	64092	\$2.85
1"	64093	\$3.60
1 1/4"	64094	\$3.60
1 1/2"	64096	\$4.55
2"	63230	\$7.60

MIPT x INS		
1/2"	66195	\$0.70
3/4"	64054	\$0.71
1"	64056	\$0.75
1 1/4"	66198	\$1.22
1 1/2"	66199	\$1.25
2"	66200	\$2.35

## C- REDUCING ADAPTORS

MIPT x INS		
1/2" x 3/4"	64053	\$1.75
1/2" x 1"	6605301	\$3.00
3/4" x 1/2"	64058	\$1.75
3/4" x 1"	63200	\$2.10
1" x 3/4"	66089	\$1.75
1" x 1 1/4"	63205	\$2.05
1" x 1 1/2"	63204	\$3.35
1 1/4" x 3/4"	64060	\$2.20
1 1/4" x 1"	64062	\$2.00
1 1/4" x 1 1/2"	63206	\$3.20
1 1/2" x 1"	64064	\$3.05
1 1/2" x 1 1/4"	64066	\$3.15
1 1/2" x 2"	63208	\$4.15
2" x 1 1/2"	63210	\$4.05

## D- TEES

INS x INS x INS		
1/2"	66022	\$1.25
3/4"	66023	\$1.60
1"	66029	\$1.65
1 1/4"	6602801	\$2.55
1 1/2"	66030	\$2.85
2"	66033	\$5.60
1/2" x 1/2" x 3/4"	63150	\$3.30
3/4" x 3/4" x 1/2"	635002	\$2.95
3/4" x 3/4" x 1"	63152	\$3.25
1" x 1" x 1/2"	6602401	\$1.90
1" x 1" x 3/4"	66024	\$1.75
1" x 1" x 1 1/4"	66020	\$5.20
1 1/4" x 1" x 1/2"	6602001	\$3.45
1 1/4" x 1" x 3/4"	6602002	\$3.70
1 1/4" x 1" x 1"	6602003	\$5.80
1 1/4" x 1 1/4" x 1/2"	6602004	\$2.90
1 1/4" x 1 1/4" x 3/4"	66025	\$2.95
1 1/4" x 1 1/4" x 1"	66028	\$3.50
1 1/2" x 1 1/4" x 1"	66028011	\$4.85
1 1/2" x 1 1/4" x 1 1/4"	66028021	\$5.20
1 1/2" x 1 1/2" x 1/2"	6602803	\$4.90
1 1/2" x 1 1/2" x 3/4"	66026	\$4.15
1 1/2" x 1 1/2" x 1"	66027	\$3.95
1 1/2" x 1 1/2" x 1 1/4"	66021	\$4.45
2" x 1 1/2" x 1 1/2"	6602101	\$7.80
2" x 2" x 1/2"	6602102	\$7.50
2" x 2" x 3/4"	6602103	\$5.35
2" x 2" x 1"	66357	\$6.85
2" x 2" x 1 1/4"	6602105	\$6.75
2" x 2" x 1 1/2"	6602106	\$6.25

INS x INS x MIPT		
3/4" x 3/4" x 3/4"	678483	\$2.60
1" x 1" x 1"	678484	\$2.90
1 1/4" x 1 1/4" x 1 1/4"	678485	\$3.55
1 1/2" x 1 1/2" x 1 1/2"	6602804	\$3.90
2" x 2" x 2"	660331	\$6.40

INS x INS x FIPT		
3/4" x 3/4" x 1/2"	6602901	\$1.75
1" x 1" x 1/2"	6602701	\$2.05
1 1/4" x 1 1/4" x 1/2"	66025010	\$2.80
1 1/2" x 1 1/2" x 1/2"	6602601	\$6.60

## E- CONNECTORS

INS x INS		
1/2"	66012	\$0.60
3/4"	66013	\$0.75
1"	66014	\$0.75
1 1/4"	66015	\$1.05
1 1/2"	66016	\$1.30
2"	63220	\$2.20

## F- REDUCERS

INS x INS		
3/4" x 1/2"	66069	\$0.95
1" x 1/2"	66066	\$1.20
1" x 3/4"	66065	\$1.25
1 1/4" x 3/4"	66092	\$1.80
1 1/4" x 1"	66073	\$1.80
1 1/2" x 3/4"	66093	\$2.40
1 1/2" x 1"	63175	\$2.25
1 1/2" x 1 1/4"	66078	\$2.25
2" x 1"	63222	\$3.15
2" x 1 1/4"	63225	\$3.05
2 x 1 1/2"	66067	\$3.10

## G- 90° ELBOWS

INS x INS		
1/2"	66045	\$1.30
3/4"	66046	\$1.40
1"	64068	\$1.85
1 1/4"	64070	\$1.80
1" x 3/4"	64073	\$2.70
1 1/2"	64072	\$2.10
2"	66666	\$3.05
3"	66677	\$20.40

INS x FIPT		
3/4" x 1/2"	63156	\$1.50
1" x 1/2"	64071	\$1.30

## H- CAPS

INS		
1/2"	66076	\$1.10
3/4"	66043	\$1.05
1"	66059	\$1.40
1 1/4"	66060	\$1.80
1 1/2"	66061	\$2.00
2"	66062	\$4.05

# COMPLETE SELECTION AVAILABLE IN STORE!

## CROSSES (SLIP)



1"	6608152	\$4.25
1½"	6608153	\$6.60
2"	6608154	\$8.05
2½"	6608156	\$10.90
3"	6608155	\$15.55

## Y (SLIP)



1"	6613149	\$3.50
1½"	6613150	\$7.50
2"	6613152	\$18.25
3"	661330	\$29.65

## TEES



### FIPT x FIPT x FIPT

½"	63177	\$1.85
¾"	63182	\$2.95
1"	63180	\$3.95
1¼"	63178	\$4.55
1½"	63179	\$5.35
2"	63181	\$7.15



### SLIP x SLIP x FIPT

1"	631801	\$1.75
1½"	66058151	\$2.90
2"	665637	\$4.55



### SLIP x SLIP x SLIP

1"	63184	\$1.10
1½"	66058150	\$1.80
2"	665545	\$2.25
3"	664565	\$10.00
4"	664599	\$17.20



### PVC SUPPORT

1" x 1" x 1"	6645303	\$1.40
1½" x 1½" x 1½"	6645304	\$2.75
2" x 2" x 2"	6645305	\$4.70
3" x 3" x 2"	6645306	\$14.80

## 90° ELBOWS



### SP x SLIP

1¼"	66147	\$2.40
1½"	66088152	\$2.60
2"	665530	\$4.95
3"	665499	\$12.70
4"	63214	\$28.00



### MIPT x SLIP

1"	631982	\$1.40
1½"	66088154	\$1.90
2"	665527	\$5.45



### FIPT x SLIP

1"	631981	\$0.90
1½"	66088151	\$1.65
2"	665532	\$4.20
3"	665528	\$15.10
4"	63216	\$24.75



### SLIP x SLIP

1"	63207	\$0.75
1¼"	661471	\$1.20
1½"	66088150	\$1.30
2"	665526	\$2.80
2½"	665543	\$5.70
3"	665534	\$6.65
4"	63203	\$12.00



### FIPT x FIPT

½"	63190	\$0.90
1"	63192	\$2.80
1¼"	63193	\$3.25
1½"	63194	\$3.25



### 90° ELBOWS (SP x FIPT)

1½"	66088160	\$3.60
-----	----------	--------

### 22.5° ELBOWS (SLIP x SLIP)

1½"	66088156	\$4.60
2"	665540	\$4.75
3"	665529	\$15.10



### MIPT x FIPT

½"	63196	\$1.05
¾"	63197	\$1.45
1"	63198	\$2.00
1¼"	63163	\$2.60
1½"	63166	\$2.75
2"	64086	\$5.65
3"	665512	\$20.30



### 45° ELBOWS (SLIP x SLIP)

1"	63130	\$1.15
1¼"	63131	\$1.40
1½"	66088153	\$1.85
2"	665531	\$2.30
3"	665536	\$12.55
4"	63215	\$23.15



Prices and specifications are subject to change without notice.



## ADAPTORS



SP x FIPT		
1"	63015	\$1.50
1½"	66068154	\$2.00
2"	665585	\$2.45
3"	6606806	\$9.75



FIPT x SLIP		
1"	63012	\$0.74
1½"	66068153	\$1.70
2"	665546	\$2.45
2½"	6606804	\$3.10
3"	6606803	\$4.00
4"	664094	\$9.90



SLIP x INS		
1"	63011	\$1.30
1½"	665557	\$2.30
2"	6655461	\$5.05




MIPT x SLIP		
1" x 1"	63010	\$0.70
1¼" x 1¼"	63014	\$2.25
1½" x 1½"	66068150	\$1.25
2" x 2"	665525	\$1.60
2½" x 2½"	665547	\$5.40
3" x 3"	6606801	\$5.60
4" x 4"	665506	\$8.15

## REDUCERS



MIPT x FIPT		
½" x ¼"	66975	\$1.80
¾" x ¼"	660777	\$1.25
¾" x ½"	63185	\$1.25
1" x ¼"	63051	\$1.65
1" x ½"	66973	\$1.35
1" x ¾"	63050	\$1.35
1¼" x ½"	63171	\$2.10
1¼" x 1"	63170	\$1.95
1½" x ¾"	66976	\$2.55
1½" x 1"	66977	\$2.65
1½" x 1¼"	66974	\$2.70
2" x ¾"	669782	\$2.90
2" x 1"	669791	\$2.65
2" x 1¼"	66978	\$2.75
2" x 1½"	66979	\$2.60
2½" x 2"	6697951	\$10.45



SP x FIPT		
1¼" x 1"	 660781251	\$2.35
1½" x ¾"	66078151	\$2.05
1½" x 1"	66078150	\$2.05
1½" x 1¼"	66078152	\$2.05
2" x ¾"	66078275	\$2.50
2" x 1"	66078201	\$2.75
2" x 1¼"	66078153	\$2.70
2" x 1½"	66078250	\$2.75
3" x 2½"	660101	\$3.20
4" x 3"	6625475	\$6.85



SLIP x SLIP		
1¼" x 1"	66990	\$1.70
1½" x 1"	669779	\$2.40
2" x 1½"	669797	\$2.70
3" x 2"	669793	\$14.70



MIPT x SLIP		
1¼" x 1½"	66068151	\$2.10
2" x 1½"	66068152	\$2.90
2½" x 3"	6606802	\$7.00



SP x SLIP		
1½" x 1"	669783	\$1.25
1½" x 1¼"	660481	\$1.25
2" x ¾"	669787	\$1.90
2" x 1½"	662545	\$2.15
2½" x 1½"	669795	\$3.50
2½" x 2"	669794	\$2.90
3" x 1½"	669786	\$3.25
3" x 2"	679799	\$3.40
3" x 2½"	669796	\$5.50
4" x 2"	669788	\$6.15
4" x 3"	669778	\$7.75

## CONNECTORS



SLIP x SLIP		
1"	66452	\$0.55
1½"	66098150	\$0.80
2"	665535	\$1.15
3"	668831	\$3.75
4"	668835	\$6.35

## CAPS



SLIP			
1"	669734		\$0.56
1½"	630351		\$0.95
2"	668820		\$1.50
3"	66881		\$3.85
4"	66882		\$12.50



FIPT			
½"	660521		\$0.70
¾"	660801		\$0.85
1"	660802		\$1.70
1¼"	660586		\$1.70
1½"	630352		\$2.35
2"	660583		\$2.55
2½"	660584		\$4.75
3"	660806		\$6.70



MIPT			
¼"	66053		\$1.20
½"	66052		\$1.15
¾"	6606101		\$1.00
1"	6606102		\$1.55
1¼"	6606103		\$1.60
1½"	63035		\$1.75
2"	66058		\$2.30
2½"	660585		\$3.70
3"	66884		\$5.50
4"	66885		\$9.95

## ADHESIVES AND TEFLON

A



B



C



D



E



F



<b>A</b>	FusionPro tape, 2,5 cm x 3 m	661300	\$10.50
<b>B</b>	PVC glue, 118 ml	667055	\$5.35
	PVC glue, 473 ml	667056	\$11.95
<b>C</b>	Teflon, ½" x 40' (10 m)	64100	\$0.85
<b>D</b>	Blue Monster TEFLON TAPE ½" x 1429"	64102	\$7.35
	Blue Monster TEFLON TAPE ¾" x 1429"	64104	\$8.90
<b>E</b>	Pink Teflon, ½" x 260"	64105	\$4.55
	Pink Teflon, ½" x 45' (10 m) Pink Teflon is designed for plumbing, it's more resistant than white Teflon.		
<b>F</b>	Grey Teflon, ½" x 260"	64106	\$4.55
	Grey Teflon is designed for stainless steel fittings		

## QUICK CONNECTORS



SLIP x SLIP		
1"	66699	\$4.40
1¼"	667003	\$10.70
1½"	66700	\$13.30
2"	66701	\$15.55
3"	66702	\$37.10
4"	667044	\$48.95



FIPT x FIPT		
1"	66698	\$8.50
1¼"	667004	\$13.90
1½"	6670012	\$14.30
2"	667012	\$20.65
3"	66693	\$37.30

## CLAMPS



Brass screw

HF-10 (¾")	66082	\$0.66
HF-16 (1")	66083	\$0.67
HF-20 (1¼")	660831	\$0.68
HF-24 (1½")	66084	\$0.71
HF-32 (2")	6608401	\$0.77

### > ANSWERS SUGARMAKER'S NEEDS



Stainless steel

HS-10 (¾")	660822	\$0.80
HS-16 (1")	6608301	\$0.76
HS-20 (1¼")	6608311	\$0.86
HS-24 (1½")	660841	\$0.89
HS-32 (2")	60HAS32	\$1.05



Heavy duty

1"	660848	\$2.05
1¼"	660838	\$2.15
1½"	660849	\$3.05
2"	660843	\$3.27
3"	660842	\$4.45
4"	660854	\$6.95



Heavy duty stainless steel

1"	6608485	\$4.10
1¼"	6608385	\$4.05
1½"	6608495	\$5.95
2"	6608435	\$6.45
3"	6608425	\$7.50



For flexible hose

1½"	660846	\$7.40
2"	660847	\$9.55

Prices and specifications are subject to change without notice.



## PVC VALVES



## BALL VALVES (FIPT)

1/2"	63100	\$2.80
3/4"	63105	\$3.30
1"	63110	\$4.90
1 1/4"	63115	\$6.40
1 1/2"	63120	\$9.15
2"	63125	\$12.25
3"	63128	\$61.20

## GATE VALVES (SLIP)

1"	66175031	\$17.80
1 1/2"	6617504	\$18.10
2"	6617506	\$23.30
3"	6617507	\$31.20
4"	6617509	\$127.55

## BALL VALVES HEAVY DUTY (FIPT)

1/2"	63100R	\$4.60
3/4"	63105R	\$5.35
1"	63110R	\$6.55
1 1/4"	63115R	\$8.80
1 1/2"	63120R	\$12.30
2"	63125R	\$16.90
3"	63128R	\$65.90

## STAINLESS STEEL VALVES



## BALL VALVES (FIPT)

1/4"	6617053	\$16.30
3/8"	601438	\$18.30
1/2"	601412	\$20.35
3/4"	601475	\$27.65
1"	6013TBV21	\$34.65
1 1/4"	601414	\$54.05
1 1/2"	601415	\$71.40
2"	6013TBV22	\$107.30

## BALL VALVES (INS x INS)

3/4"	66177075	\$18.95
1"	66177100	\$20.85

## BALL VALVES (INS x FIPT)

3/4"	66178075	\$18.95
1"	66178100	\$20.85

## 3-WAY VALVES (OSMOSIS)

3/4"	71017	\$85.00
1"	71014	\$93.50

## 3-WAY VALVES (STANDARD)

3/4"	71076W	\$41.95
1"	71077W	\$45.95

## PVC BALL VALVE



## SP

1"	6618106	\$19.25
1 1/2"	6618107	\$33.45
2"	6618108	\$48.55

## SP + FIPT

1"	6618109	\$22.00
1 1/2"	6618110	\$39.40
2"	6618111	\$56.40

## PVC SINGLE UNION VALVES



## FIPT x FIPT

1"	6618100	\$18.00
1 1/2"	6618101	\$27.00
2"	6618102	\$39.50

## SLIP

1"	6618103	\$17.90
1 1/2"	6618104	\$19.00
2"	6618105	\$29.50

## CHECK VALVES



## SLIP x SLIP PVC CLAIR

1 1/2"	6607112	\$34.80
2"	660702	\$50.05
3"	660703	\$94.70

## FIPT x FIPT PVC CLAIR

1/2"	660712	\$28.90
3/4"	660734	\$31.10
1"	660701	\$32.15
1 1/4"	660714	\$33.60
1 1/2"	660715	\$36.70
2"	660716	\$54.30



Stainless steel

## FIPT x FIPT

1/2"	660731	\$22.90
3/4"	660733	\$24.80
1"	660711	\$26.20

## SLIP x SLIP

1/2"	660735	\$27.95
------	--------	---------

## SWING CHECK VALVES

3/4"	71013	\$28.95
1"	71011	\$29.95
1 1/2"	660706	\$63.95
2"	660705	\$69.95



## PVC RIGID PIPES

\*Price by foot



Sold in 10'



Sold in 8' length

### WHITE

1"	6645100	\$1.15/ft
1½"	6645006	\$1.45/ft
2"	6645020	\$3.15/ft
3"	6645011	\$3.65/ft
4"	664513	\$5.25/ft

### CLEAR

1½"	6625601040	\$5.15/ft
2"	6625801040	\$6.05/ft

## PVC FLEXIBLE PIPES

\*Price by foot



Not approved food grade

1"	6645101	\$1.85/ft
1½"	6645001	\$3.00/ft
2"	6645002	\$4.45/ft
3"	6645003	\$14.65/ft

## PVC STRAPS



1"	667401	\$0.89
1½"	667413	\$0.90
1½"	667415	\$1.30
2"	667420	\$1.90
3"	667430	\$4.35

## HOSES

\*Price by foot



### CLEAR FLEXIBLE VACUUM

¾"	66450512	\$3.00/ft
1"	6645051	\$3.60/ft
1¼"	664504	\$4.05/ft
1½"	664505	\$5.20/ft
2"	6614922	\$6.20/ft
3"	664503	\$11.85/ft



### FLEXIBLE HIGH PRESSURE

¾"	66243	\$1.70/ft
1"	6600400	\$2.70/ft
1¼"	6600500	\$4.15/ft
1½"	66006099200	\$5.90/ft
2"	661491	\$7.40/ft

100 PSI and more (pressure)  
For pressure pumps



For extractors plumbing.

### GREEN FLEXIBLE

1"	620610	\$2.35/ft
1¼"	620612	\$2.70/ft
1½"	620615	\$3.06/ft
2"	620620	\$5.15/ft
3"	62030	\$8.32/ft
4"	620640	\$14.45/ft



### 1/8" CLEAR THIN WALL

¾"	6600300	\$1.53/ft
7/8"	660078*	\$3.06/ft
1"	66004001	\$2.08/ft
1-1/8"	660112*	\$2.45/ft
1¼"	664507	\$2.90/ft

Not recommended for vacuum (maximum 30 PSI)  
\* Use on CDL reverse osmosis



### 1/4" CLEAR THICK WALL

¾"	660030012001	\$3.85/ft
1"	660040012001	\$4.55/ft
1¼"	660050992001	\$5.85/ft
1½"	660060992001	\$8.50/ft
2"	66149	\$8.95/ft

Can be used with vacuum (50 to 60 PSI maximum)  
Maximum 24 inches of mercury.

## 1/4" POLYETHYLENE TUBING

\*Price by foot



### TUB. 1/4" POLYETHYLENE

1/4"	661415	\$0.28/ft
------	--------	-----------

## HOSES FOR FILTER PRESSES

\*Price by foot



A



B

A

Clear 5/8"	6600210	\$2.55/ft
Clear 1"	6600110	\$6.90/ft

B

5/8" High temperature high pressure	66285	\$7.70/ft
-------------------------------------	-------	-----------

Use between the pump and the plates.

## RUBBER COUPLINGS AND CLAMPS



### COUPLINGS

1¼"	66094	\$6.45
1½"	669050	\$6.65
2"	669051	\$8.68
3"	669058	\$10.75
4"	669060	\$13.75

### REDUCERS

1½" x 1¼"	66099	\$6.65
2" x 1½"	66098	\$8.68
4" x 2"	669054	\$17.25
3" x 4"	669059	\$17.40

Prices and specifications are subject to change without notice.





# Your sugaring operation's **intelligence**



**CDL monitoring** reaches new levels.  
From surveillance to absolute control and automation of the  
systems of your sugaring operation.

Introducing **CDL intelligence**, a sugarhouse management system  
that allows the complete automation of systems and processes.

From the smallest to the largest installation,  
**Let CDL intelligence do the work for you!**




# LET CDL INTELLIGENCE DO THE WORK FOR YOU!

The CDL Intelligence system gives you 24/7 real-time access to your sugarbush's key data so you can better understand your performance and ultimately boost your profitability.

Choosing CDL Intelligence means choosing a simple, reliable, and stable system that will help you:

- > Understand your sugarbush's situation in real time
- > Make sure your pumping stations are working properly
- > Get the most out of your equipment
- > Take control remotely as soon as a problem arises
- > Save time and money



## CDL INTELLIGENCE

MAPLE SUGARING  
MANAGEMENT SYSTEM



**Easy to install,  
easy to use**



**Quick return on  
investment**

**Boost production by at  
least ½ lb per tap while  
reducing labor costs**



**Automatic  
remote updates**



**CDL maintenance  
and technical  
service**



## HERE ARE THE FEATURES YOU'LL HAVE AT YOUR FINGERTIPS WHEN YOU CHOOSE A CDL INTELLIGENCE SYSTEM:

- > Satellite overview of your sugarbush and tubing with a satellite map (KML/GPS/GPX)
- > Detection of leaks and loss of vacuum in the sugarbush
- > Remote vacuum control and start/stop
- > Pumping station monitoring
- > Tank level monitoring
- > Remote valve and pump start/stop
- > Temperature-based vacuum and drive adjustment
- > Continuous flowmeter and Brix readings
- > Integrated communication with Intelligent RO
- > Support for multiple communication gateways (remote and not)
- > Remote cloud-based access from your computer, tablet, or smartphone
- > Day and night infrared camera surveillance
- > Automation of many repetitive daily tasks
- > Personalized SMS or email alerts
- > Ability to have multiple users with different levels of control
- > Time and employee task management
- > Geolocation of employees in the woods


# WISEMESH



SMART MAPLE PRODUCTION NETWORK

## THE ONLY INTELLIGENT NETWORK DEDICATED AT 100% FOR MAPLE SUGARING, TOTALLY DEVELOPED BY CDL.

Your CDL Intelligence system is supported by the CDL Wisemesh network. The experience acquired with the thousands of installed sensors allows us to offer **the only maple sugaring intelligent network on the market.**

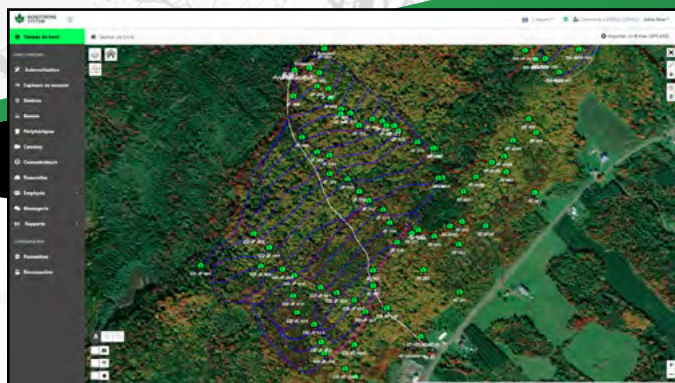





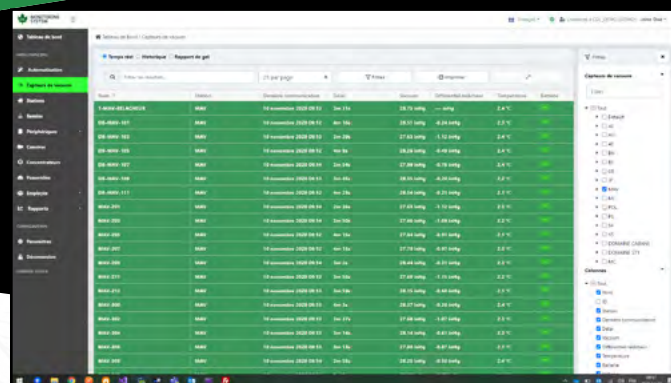
**WITH CDL INTELLIGENCE,  
YOU'RE GAINING ACCESS  
TO A RESPONSIVE,  
USER-FRIENDLY  
INTERFACE.**

**IT'S GUARANTEED TO  
MAKE LIFE EASIER,  
WHETHER OR NOT  
YOU'RE TECH-SAVVY.**

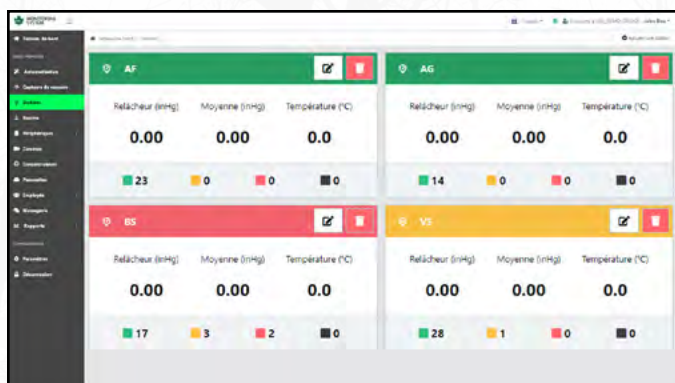
- > Data accessible anytime, from anywhere
- > Resolution adjusted for your computer, tablet, or smartphone
- > Simplified design for even more intuitive navigation



Interface overview



Vacuum table



Station overview



MAPLE SUGARING  
MANAGEMENT SYSTEM



## STARTER KIT

21090-EN

### KIT INCLUDES:

- > 5 single vacuum sensors
- > 1 gateway
- > 1 controller (mini-pc)
- > 1 HD monitoring screen
- > 1 wireless mouse + keyboard

Possibility to add-on to your needs over the years.



## OUTDOORS

### Vacuum sensor (single)

Remotely measure the vacuum in one master line and see the ambient temperature in the woods. Solar powered.

SE100-V

### Vacuum sensor (double)

- A** Remotely measure the vacuum in two master lines and see the ambient temperature in the woods. Solar powered.

SE100-V-2

### Communication gateway V2

Ensures that information is transmitted between the wireless vacuum sensors and the control hub.

SG100-V2

### Qi wireless charger and AC/DC adaptor PG200 assy

- B** Induction charger for the portable gateway.

22201A



## PUMPING STATION



## VACUUM REGULATING MODULATING VALVE

### CDL MONITORING SYSTEM OPTION FOR REMOTE VACUUM MODULATION

SCAN TO SEE  
THE VIDEO

[bit.ly/cdlvideos](http://bit.ly/cdlvideos)



### ADVANTAGES :


- > Improve vacuum management to prevent premature mainline freezing when temperature are close to 0 degrees C
- > Energy saving when the system is frozen or during the night when the sap is running very little
- > Better vacuum management. Can allow quicker sap flow at the beginning of the day for systems that are not tight

668409  
\$285.00

Vacuum regulator and plumbing not included.

Prices and specifications are subject to change without notice.

## PUMPING STATION (CONTINUED)



### Tank level sensor

- A** See the levels of sap or concentrate remotely, in real time. You can also receive alerts when the water or concentrate reaches a certain level.

SA100-HT

### Tank level sensor holder

- B** Allows you to mount your tank level sensor at the correct distance from the tank walls for a better reading.

21120

### Digital HD camera

- C** Lets you watch your equipment day and night.



20200

### Multifunction controller (in/out)

- D** Includes two inputs and two outputs. Allows for max 240 V/10 A valve modulation and/or dry-contact on/off.  
*New and ultra-compact design. Works with Wisemesh only.*

SE200-M2

### Tank level sensor kit with probes

- E** Provides automatic control of pressure pumps.

66551

### Communication module

- F** Can be added to the phase converter for LENZE vacuum pumps to manage RPM based on the outdoor temperature.

21206





## PUMPING STATION (CONTINUED)

## FLOWMETERS



## CDL ULTRASONIC FLOWMETER

- > To measure flow per minute and the total quantity of liquid. Works positively and negatively. Possibility to reset to zero.
- > Not made for applications under vacuum. Works on 24 volt with a transformer included. Maximum pressure 150 psi.
- > Easily connects to the CDL Intelligence system (monitoring).

1" RS-485 MESH 210100U

1-1/2" RS-485 MESH 210150U

2" RS-485 MESH 210200U

3" RS-485 MESH 210300U



## CDL ROTARY FLOWMETER

- > To measure flow per minute and the total quantity of liquid. Works positively only. (Installation of a check valve is recommended. Possibility to reset to zero.
- > Recommended for applications under vacuum (ex: coming out of an extractor). Works on 24 volt with a transformer included. Maximum pressure 150 psi.
- > Easily connects to the CDL Intelligence system (monitoring).

1" RS-485 MESH 210100  
2.5 - 79GPM1-1/2" RS-485 MESH 210150  
6.5-225GPM2" RS-485 MESH 210200  
10.5-357GPM3" RS-485 MESH 210300  
24-739GPM

## MOTORIZED VALVES


Use the CDL Intelligence system to remotely control tank drainage valves, discharge tubing, and extractors in remote pumping stations.

Motorized valve 120V | ON/OFF 2" ferrule 668408S

Motorized valve 120V | ON/OFF 2" ferrule 668409S

Motorized valve 120V | ON/OFF 2-1/2" ferrule 668410S

Motorized valve 120V | ON/OFF 3" ferrule 668411S

Motorized valve 120V | ON/OFF 4" ferrule  668412S

## INTERFACE

## CDL Control base

Microcomputer required to run your CDL Intelligence system on your devices (computer, tablet, smartphone). 21082A



**REMOTE SUPPORT AND  
INSTALLATION SERVICES  
THROUGHOUT THE USA AND  
CANADA FOR PEACE OF MIND.**



## INTERFACE (CONTINUED)

### PORTABLE GATEWAY (SNIFFER)

Works with CDL's Wisemesh.

**THE WAY TO STAY CONNECTED TO THE CDL INTELLIGENCE SYSTEM OF YOUR OPERATION, EVEN IF YOU DON'T HAVE INTERNET ACCESS.**


**GEOLOCATION DEVICE TO SIMPLIFY FOREST WORK.**

**Combined with your smart phone, the Sniffer allows you to:**

- > Look at data transmitted by the vacuum sensors to fix leaks.
- > Geolocalise in the forest employees or work teams to capture their worktime, their work and their movement.

PG200

Very fast battery charging (maximum 3 hours). Over 12 hours autonomy.



## EMPLOYEE MANAGEMENT MODULE



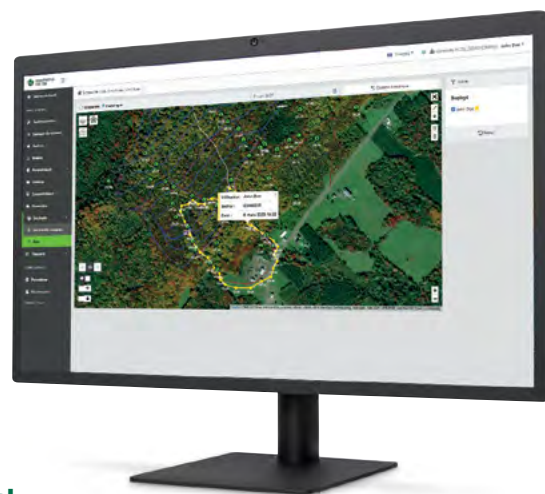
**MANPOWER MANAGEMENT OF YOUR SUGARING BUSINESS CAN NOW BE DONE WITH THE CDL INTELLIGENCE SYSTEM!**

FROM THE WEB INTERFACE, THE SYSTEM ADMINISTRATOR CAN:

- > **Build personalized reports on employee tasks, for example:**
  - > Who did the work
  - > Date the work was done
  - > Time spent on the task
  - > Apply filters on employees, the type of work, the period, etc.
- > **Build timecard reports**
  - > Filter by employee or period
  - > Simplify pay management by getting the time for each employee for a period
- > **Detailed view of timecards**
  - > Day by day time entries detailed by type of task
  - > Filter per period

FROM THE MOBILE APP,

- > **With the sniffer, log employee displacements**
- > **Time card: Start/stop the stopwatch and possibility to specify the task**



With the CDL sniffer, you will stay connected to the MESH network in the forest, even without internet access.

**THIS BRAND NEW MODULE CAN MANAGE THE DAILY ROUTINE FOR YOU.  
FOR MORE DETAILS, CALL YOUR CDL SALES REPRESENTATIVE.**





## VARIABLE SPEED EXTRACTOR

### ADVANTAGES

- Continuous sap evacuation;
- Progressive pump start;
- Progressive pump stop;
- Minimizes amperage peaks;
- Stays clean;
- Continuous action.



18" x 36" simple	1 x 1-1/2 HP	1 PH	240V	1836ES15VAR
20" x 48" simple	1 x 2 HP	1 PH	240V	2048ES2VAR
20" x 48" double	1 x 2 HP	1 PH	240V	204820ES2VAR
20" x 48" double	2 x 2 HP	1 PH	240V	204820ES2DVAR
20" x 48" simple	1 x 2 HP	3 PH	575V	2048ES2VAR-575
20" x 48" simple	2 x 2 HP	1 PH	240V	2048ES2DVAR
20" x 48" simple	2 x 2 HP	3 PH	575V	2048ES2DVAR-575
20" x 60" double	3 x 2 HP	1 PH	240V	206020ES3VAR
20" x 60" double	3 x 2 HP	1 PH	575V	206020ES3VAR-575

Prices available upon request



SCAN TO SEE  
THE VIDEO

[bit.ly/cdlvideos](http://bit.ly/cdlvideos)



## HORIZONTAL EXTRACTORS WITH SUBMERSIBLE PUMP



The specified measurement is the distance between the base of the extractor and the center of water entry.

### ADVANTAGES

- No sap-return in the 5/16" tubing;
- High quality submersible pump;
- No air in the tubing system while extracting sap;
- Solves the sap extraction problems caused by pumping at high vacuum;
- No float, extremely reliable.

## OFTEN COPIED, NEVER EQUALLED!

18" x 48"	204820ES	1/2 HP
18" x 48" ⚡	204820ES2	2 HP
18" x 48" ⚡	204820ES2LP	1 x 2 HP Low pressure
18" x 48" ⚡	204820ES2D	2 x 2 HP
18" x 48" ⚡	204820ES2DLP	2 x 2 HP Low pressure
18" x 60" ⚡	206020ES3	3 x 2 HP
18" x 60" ⚡	206020ES3LP	3 x 2 HP Low pressure
18" x 60" ⚡	206020ES4	4 x 2 HP
18" x 60" ⚡	206020ES4LP	4 x 2 HP Low pressure


Pressure gauge not included

Prices available upon request

⚡ : AVAILABLE IN 3 PHASES 208V, 460V ET 575V.

Extractor grid kit 48" 7200082A

Extractor grid kit 60" 7200083A



## LOW HORIZONTAL EXTRACTORS



The specified measurement is the distance between the base of the extractor and the center of water entry.



### ADVANTAGES

- Very low (only 24" from the ground);
- No sap-return in the 5/16";
- High quality submersible pump;
- No air in the tubing system while extracting sap;
- Solves the sap extraction problems caused by pumping at high vacuum.

Submersible conversion kits available.

12" x 24"	1224ES	1 x ½ HP
18" x 36"	1836ES	½ HP
18" x 36" ⚡	1836ES15	1 ½ HP
18" x 48" ⚡	2048ES2	2 HP
18" x 48" ⚡	2048ES2LP	1 x 2 HP Low pressure
18" x 48" ⚡	2048ES2D	2 x 2 HP
18" x 48" ⚡	2048ES2DLP	2 x 2 HP Low pressure

Pressure gauge not included

Prices available upon request

⚡ : AVAILABLE IN 3 PHASES 208V, 460V ET 575V.

Ideal up  
to 1000 taps  
at 29Hg.

1224ES



WE ARE PROUD TO DESIGN AND  
MANUFACTURE OUR EQUIPMENT  
IN OUR OWN FACILITIES!





# SELF-CLEANING EXTRACTORS

OUR EXTRACTORS ARE NOW AVAILABLE WITH A SPRINKLER FOR SELF-CLEANING!



**SELF-CLEANING EXTRACTORS KITS MAY ALSO BE INSTALLED ON YOUR EXISTING EXTRACTORS!\***

72000200

\* Requires external pump and plumbing (not included). Contact us for details!



**360° CLEANING EFFICIENCY**



## VERTICAL EXTRACTORS WITH SUBMERSIBLE PUMP



41.5" without manifold  
46.5" with manifold



18" x 40" 1/2 HP

18" x 40" 1-1/2 HP

18" x 40" 2 x 1/2 HP

18" x 40" 2 x 1-1/2 HP

**Without manifold**

2036ES

2036ES2  
With converter

2036ESD

2036ES2D  
With converter

**With manifold**

203608ES

203608ES2

203608ESD

203608ES2D

Pressure gauge not included

Prices available upon request

### ADVANTAGES

- Opening on top for easy cleaning;
- No sap-return in the 5/16" tubing;
- High quality submersible pump;
- No float, extremely reliable;
- No air in the tubing system while extracting sap;
- Solves the sap extraction problems caused by pumping at high vacuum.


The specified measurement is the distance between the base of the extractor and the center of water entry.



## MECHANICAL EXTRACTORS



12" x 12" 121208 750 taps



12" x 18" 121808 3 000 taps



12" x 24" 122408 4 000 taps

The specified measurement is the distance between the base of the extractor and the center of water entry.



Measures can vary depending on model

### ADVANTAGES

- Quick evacuation of the sap;
- No-maintenance mechanism;
- Stainless steel fleet;
- Openings at both extremities to ease cleaning;
- Non bonded, dismountable cylinder.

18" x 24"	202608	Manifold 8" x 26 low	6 000 taps	8 1/2" openings
18" x 24"	202612	Manifold 12" x 26 low	12 000 taps	8 1/2" openings
18" x 36"	203612	Manifold 12" x 36 low	20 000 taps	No openings

Pressure gauge not included

Prices are available upon request

## ELECTRICAL EXTRACTORS



Inlets to be drilled and tapped to your needs

12" x 18" 1000 taps

121808ESM



4 1/2" openings  
2 1" openings

12" x 18" 1000 taps

121808E



4 1" openings

12" x 24" 3000 taps

122406E

The specified measurement is the distance between the base of the extractor and the center of water entry.



## HIGH VACUUM MOISTURE TRAP



Designed for high vacuum, this moisture trap captures water particules in the air that are not normally retained by conventional traps. It offers better protection for your pumps than other models on the market.



CDL 3" high vacuum moisture trap mechanical/electrical

710607

\$1 130.00

## MOISTURE TRAPS



A



B

A	CDL 2" moisture Trap	6610508	\$222.00
	CDL 3" moisture Trap	710605	\$304.00
B	Electric option	667282	\$56.20

## REPAIR PARTS



Snap D-2000 folded 662641P \$3.25

Hinge and spring kit for extractors 662481 \$12.55



## VACUUM PROTECTION VALVE



668411

Prix sur demande

The vacuum protection valve safely prevents sap overflow in your moisture trap or your vacuum pump without shutting vacuum down.

## VACUUM BOOSTER TANKS THICK WALL



Pressure gauge included



Pressure gauge included

### HORIZONTAL

6" x 18"	721806	\$205.00
6" x 24"	722406	\$210.00
8" x 18"	721808	\$210.00
8" x 24"	722408	\$225.00
12" x 18"	721812	\$265.00
12" x 24"	722412	\$330.00
12" x 36"	723612	\$365.00
12" x 48"	724812	\$385.00
18" x 24"	722418	\$565.00
18" x 36"	723618	\$745.00

### VERTICAL

6" x 18"	720618	\$170.00
8" x 18"	720818	\$185.00
12" x 18"	721218	\$255.00
12" x 24"	721224	\$270.00
12" x 36"	721236	\$310.00

## SAP LIFTERS



Simple sap filter	300 taps	73015
Double sap filter	600 taps	73017
Triple sap filter	1 200 taps	73018



## CDL HIGH VACUUM SAP LIFTER KIT

SCAN TO SEE  
THE VIDEO

[bit.ly/cdlvideos](https://bit.ly/cdlvideos)



### THE NEW OPTION TO SOLVE FREEZING, MECHANICAL AND LEAK PROBLEMS IN A REVERSE SLOPE APPLICATION. A UNIQUE DESIGN BY CDL!

- This equipment is used to lift sap from one pipe to another sloping down to a pump station. The system can lift sap up to 20'.
- > No need to have power, the system works on solar energy. An optional 230V low consumption is also available.
  - > Comes with an insulated shelter to protect the system against any weather.
  - > Access the inside through a small or a large door in the front.
  - > Continuous heating with a safe propane pilot to prevent freezing (propane tank not supplied).
  - > Mainlines entry completely reversible.
  - > Leak free system that won't freeze to reach maximum vacuum.
  - > Easy installation and maintenance using quick connects.



#### Included in the kit:

- > High quality insulated plastic shelter.
- > Reliable system using a submersible pump
- > Quick connect electrical components
- > 1 foldable (in 3 sections) solar panel for easy transportation and installation, giving 300 watts of charging capacity. (solar model)
- > 2 batteries (solar model)

#### 3 available models:

12V solar model  
From 200 to 700 taps\*  
73800012V1P

230V electric model with 1 pump  
From 300 to 1000 taps\*  
7380002301P

230V electric model with 2 pumps  
From 600 to 2000 taps\*  
7380002302P

\* May vary depending on vacuum level.





# TREE WATER AND CDL : A WINNING TEAM!



By Martin Chabot  
Co-owner of CDL

## Birch sap over the last centuries

Although it is common to hear of maple tapping, the tapping of other species such as birch is not new! In Western Europe, birch sap has been collected since the 12th century, and is then prescribed by apothecaries! Many doctors give it draining properties and use it at the time to treat problems with kidney stones, but also skin diseases.

Birch sap has also been used in Asia for several centuries for medicinal purposes, since the use of plants is part of the ancestral tradition. In North America, indigenous peoples already incorporated birch sap into their diet or medicinal practices. It was in Alaska, however, after World War I, that more industrial birch syrup production first emerged, as the sugar shortage forced people to use their imaginations to find substitutes.

The development of the industry is happening quickly in Alaska, but also in Canada, by adapting techniques and equipment for the production of maple syrup, which is very widespread, to that of birch syrup.

Source : <https://bit.ly/rapport-fmlsj>



## An enriching personal experience!

"Me the first, I never thought of tapping birch trees on my land to make birch syrup!"

Travels allowed me to open my horizons and make the leap into this production. For 2 seasons, I have tapped 300 birch trees on our family sugarbush for research and development purposes. Thanks to our expertise acquired in the maple syrup industry, we are able to guide producers in adapting their practices for this booming production in Quebec and internationally."

- Martin Chabot  
Co-owner of CDL



Image by : Forest Farmer

## Did you know that CDL has developed expertise over the past fifteen years in tree sap, and more specifically in tree syrup production?

At CDL, we first developed a field of expertise in forest harvesting and plant syrup production, which subsequently enabled us to adapt our maple equipment already in place. More recently, our ultrafiltration process, which improves the preservation of sap and water concentrate, is a perfect example of the adaptability of our equipment for producers of tree sap and syrup. Currently, birch sap is in great demand, both among consumers and pharmaceutical companies, all over the world. As a result, this great market demand is creating enthusiasm among some producers who see that business is likely to be very good in the coming years.

The species exploited vary from one continent to another, from one zone to another, obviously depending on the climate and the dominance of the species observed. For example, in Saguenay-Lac-St-Jean and Manitoba (Canada), it is white birch, while in New England, it is more yellow birch. On European soil, we find more white and gray birch trees.

## CDL, A COLLABORATOR OF CHOICE IN SEVERAL CASE STUDIES

CDL participates in the largest birch sap harvesting and processing projects in North America. In Quebec, CDL has collaborated on numerous projects in several regions. The Forest Farmer project, located in Vermont and New York, is one of the largest with 50,000 yellow birches.

We are also collaborating with one of the biggest installations in Europe... We cannot say more for the moment! Keep an eye out, and visit our new website entirely dedicated to birch sap at [birsapcdl.com](http://birsapcdl.com) for more on the subject! We will soon unveil several ongoing projects.

## Want to dive in?

In order to extend your sugaring season, why not turn to this production? Did you know that it can work very well with your maple syrup production? Contact us for more information!



# CHOOSE A HIGH VACUUM PUMP : THE BEST INVESTMENT FOR YOUR BUSINESS!

## WE DID THE MATH!

- > Go from 25 to 29"Hg of vacuum and increase production by 20%
- > Go from 3,5 to 4,2 lb per tap gives:
  - + \$7 000 of revenue / year for 5,000 taps
  - + \$14 000 of revenue / year for 10,000 taps
  - + \$42 000 of revenue / year for 50,000 taps

## A 1 YEAR RETURN ON YOUR INVESTMENT!



## CDL HIGH PERFORMANCE VANE VACUUM PUMP

### DESIGNED FOR UP TO 29,9"HG!

Available from 1.5HP to 10HP, single or 3 phase motor  
Available in 208-460V, 240V and 575V

For 1 000 to 11 300 taps!

1.5HP 208-460V 3PH	(1 000 TAPS)	58031G11.5HP
2HP 208-460V 3PH	(1 800 TAPS)	58041G12HP
2HP 240V 1PH	(1 800 TAPS)	58041G42HP
3HP 208-460V 3PH	(3 000 TAPS)	58064G13HP
3HP 240V 1PH	(3 000 TAPS)	58064G43HP
5HP 208-460V 3PH	(3 700 TAPS)	58101G15HP
5HP 240V 1PH	(3 700 TAPS)	58101G45HP
7.5HP 208-460V 3PH	(7 000 TAPS)	58160G17.5HP
7.5HP 240V 1PH	(7 000 TAPS)	58160G47.5HP
7.5HP 208-460V 3PH	(8 300 TAPS)	58200G17.5HP
7.5HP 240V 1PH	(8 300 TAPS)	58200G47.5HP
10HP 208-460V 3PH	(11 300 TAPS)	58250G110HP



### ADVANTAGES

- > Compact and quiet
- > Very little maintenance
- > Very reliable
- > High performance
- > Competitive pricing

SCAN TO SEE  
THE VIDEO

[bit.ly/cdlvideos](https://bit.ly/cdlvideos)



**Optional:** heating element to keep the oil warm

Contact your CDL sales representative to find out which pump is right for you!

Prices are available upon request





## CDL HIGH VACUUM PUMP WITH GAS MOTOR

### THE ASSEMBLY INCLUDES:

- High vacuum CDL pump
- Electric starter
- Battery
- Honda gas motor
- Steel platform




Gas powered  
CDL vacuum pump  
5 HP assembled  
(less than 1 800 taps)  
58041GG5HP

Gas powered  
CDL vacuum pump  
9 HP assembled  
(less than 3 000 taps)  
58064GG9HP

Prices are available upon request

## 100% CDL ASSEMBLY



## ADJUSTABLE CARTS FOR CDL AND AIRTECH (L-SERIES) VACUUM PUMPS



Adjustable cart for  
CDL and Airtech  
vacuum pump 6660100  
1.5 HP to 5 HP

#### Available options :

Board for  
control panel 6660100PA

Moisture trap  
support 6660100SU

Adjustable cart for  
CDL and Airtech  
vacuum pump 6660200  
5 HP to 10 HP

#### Available options :

Board for  
control panel 6660200PA

Moisture trap  
support 6660200SU

Prices are available upon request

## DIAPHRAGM VACUUM PUMPS

(IDEAL FOR SMALL PRODUCERS)



Source : 120 volts

### ADVANTAGES

- Pumps up to 22" Hg;
- Works without a sap extractor;
- Easy to use and very compact;
- Liquid won't damage the pump;
- Can run dry without problem.

Inline filter required to prevent ice from going in the pump. See page 80.


Note: These pumps must be protected from freezing.



Replacement diaphragm

G500SK-13

\$17.00

A	Single diaphragm vacuum pump (electric)	Up to 400 taps	669512
	Double diaphragm vacuum pump (electric)	Up to 800 taps	669514
B	24 VDC double diaphragm pump Minimum of 12 hours of operation when used with 2x 12V DC 60 amp batteries. Batteries not included.	Up to 700 taps	 <b>NEW</b> 669520
	24 VDC electric diaphragm pump Minimum 20 hours operation on 2 12VDC 60-amp hour batteries. Battery not included.	Up to 400 taps	669510

Prices are available upon request

## LIQUID RING CLOSED-COUPLED PUMPS 3AV SERIES

**AIRTECH<sup>®</sup>**  
VACUUM

Designed to reach up to 29"Hg.

Very compact and energy efficient design




Does not require a strap or couplings. ISO 9001 manufacturing and stainless steel rotor.

AIRTECH pump 3AV55 3.0 HP 208-460V 3PH ASS	68303A
AIRTECH pump 3AV55 3.0 HP 240V 1PH ASS	68300A
AIRTECH pump 3AV130 5.0 HP 208-460V 3PH ASS	68503A
AIRTECH pump 3AV130 7.5 HP 240V 1PH ASS.	68500A
AIRTECH pump 3AV155 7.5 HP 208-460V 3PH ASS.	68753A
AIRTECH pump 3AV255 10.0 HP 208-460V 3PH ASS	68103A
AIRTECH pump 3AV330 15.0 HP 208-460V 3PH ASS.	681503A
AIRTECH pump 3AV430 20.0 HP 208-460V 3PH ASS.	68203A

## TWO-STAGE LIQUID RING PUMPS

SiHi 3 HP, assembled	66130
SiHi 5 HP, assembled	66131
SiHi 7,5 HP, assembled	66132
SiHi 10 HP, assembled	66133



High vacuum 29 Hg

Prices and specifications are subject to change without notice.





## PHASE CONVERTERS



230V → 208V  
1 → 3 PHASE  
CONVERTER

3 PHASE  
DRIVE

1.5 HP	66111DA	-
2 HP	66112DA	-
3 HP	66113DA	-
5 HP	66115DA	-
7.5 HP	66129DA	-
10 HP	66118DA	66115DA
15 HP	66015DA	66129DA
20 HP	66120DA	66118DA

Prices are available upon request

### Factory preprogrammed



## OIL FOR RECLAIMERS



High vacuum oil,  
18,9 L  
Grade 32  
663532

Price upon  
request

Oil  
recommended by 

## VACUUM OIL FOR VANE PUMPS



Vacuum oil, 10 L  
Grade 60  
Ideal for DeLaval pump  
Without reclaimer  
663549

Price upon  
request

Oil  
recommended by 

## AUTOMATIC STARTERS



120V 230V 575V

1 & 2HP	-	66573	-
1.5HP	66574	-	-
3 HP	-	66571	66590
5 HP	-	66562	66595
7.5 HP	-	66561	66588
10 HP	-	66563	66569

Price upon request

## AUTOMATIC STARTERS



A



B



C

A	Temperature controlled automatic starter	669375	\$160.00
B	Manual adjustment kit for converter	68100	\$225.00
C	Vacuum transmitter probe	GRD1632	\$198.00

## VACUUM REGULATOR



721212

\$119.80

## HIGH VACUUM OIL FOR AIRTECH AND CDL VANE PUMPS

Vane pump oil ISO 22  
3.78 L  
6635378

Price upon  
request



Vane pump oil 22  
20 L  
663520

Price upon  
request

Oil  
recommended by 

Screw pump oil  
Airtech VCX, 1 L  
68AT03000  \$21.00

Prices and specifications are subject to change without notice.

## GAUGES

### Vacuum



2,5"  
0-30 HG SS

64011SS

\$32.00

4"  
0-30 HG SS  
3 % precision

66120SS

\$54.00

### Digital vacuum



0-30 HG

64019

\$220.00

### Pressure



2,5"  
0-100 PSI  
SS bottom outlet

64010SS

\$32.00

2,5"  
0-100 PSI  
SS rear outlet

64016SS

\$35.10

### Glycerin pressure

2,5"  
0-100 PSI  
SS bottom outlet

66330SS

\$32.10

2,5"  
0-100 PSI  
SS rear outlet

663331SS

\$36.20

2,5"  
0-200 PSI  
SS bottom outlet

663339SS

\$32.10

2,5"  
0-200 PSI  
SS rear outlet

663349SS

\$36.20

2,5"  
0-600 PSI  
SS bottom outlet

663348SS

\$32.10

### Stainless steel rear outlet

2,5"  
0-600 PSI  
SS rear outlet

663337SS

\$36.20

2,5"  
0-1 000 PSI  
SS bottom outlet

64014SS

\$32.10


2,5"  
0-1 000 PSI  
SS rear outlet

66500210SS

\$36.20

## PRESSURE PUMPS (VACUUM)

### GOULD PUMPS NPE SERIES

3/4 HP	669003	1 st
1 HP	669000	1 st
1½ HP	669001	1 st
2 HP	669006	1 st
3 HP	669007	1 st
1-1/2 HP	669011	2 st
2 HP	669020	2 st
3 HP	669021	2 st
5 HP	 <b>NEW</b> 669015	2 st
1-1/2 HP	669028	3 st
2 HP	669024	3 st
3 HP	669022	3 st

Prices are available upon request



1 st :  
Water inlet 1½"  
Water outlet 1"  
40 GPM

2 st :  
Water inlet 1½"  
Water outlet 1½"  
80 GPM

3 st :  
Water inlet 2"  
Water outlet 1½"  
120 GPM

### New stainless steel tips

The conversion of cast iron tips to stainless steel can be done by CDL.

Ask for it!



### GOULD PUMPS GB SERIES

5 GPM	665GBS10	1 HP
7 GPM	667GBS10	1 HP
10 GPM	6610GBS10	1 HP
10 GPM	6610GBS15	1½ HP
10 GPM	6610GBS20	2 HP
18 GPM	6618GBS10	1 HP
18 GPM	6618GBS15	1½ HP
18 GPM	6618GBS20	2 HP
18 GPM	6618GBS30	3 HP
25 GPM	6625GBS10	1 HP
25 GPM	6625GBS15	1½ HP
25 GPM	6625GBS20	2 HP
25 GPM	6625GBS30	3 HP

Prices are available upon request



E-SV Series  
available upon request

For special cases,  
up to 475 PSI and 700GPM

Flow rate from 5 to 33GPM.  
Up to 250 PSI

Up to 67 PSI. Call one of our experts to determine the speed and power of your pump.

Prices and specifications are subject to change without notice.



**NEW**

**SPECIFICALLY  
DESIGNED  
FOR SUGARING  
NEEDS**

# siLO

CDL

SCAN TO SEE  
THE VIDEO



bit.ly/cdlvideos

- ✓ Superior quality, CDL fabrication in brushed stainless steel
- ✓ Reinforced urethane insulated base with anchor points
- ✓ Sloped bottom for complete drainage
- ✓ Available sizes:  
8 foot diameter:  
Height of 7.5', 10', 12.5', 15', 20' and 25'  
12 foot diameter:  
Height of 10', 15', 20' and 25'

#### Included:

- > 360° rotating spray ball
- > Manhole at the bottom
- > Water inlets (1 from bottom and 1 from above) and outlet 3"
- > Air vent with screen for venting without bugs or any undesirable debris

#### Optional:

- > Personalization with your name and/or logo
- > Manhole on top
- > Ladder and platform following all the safety standards in Canada and the United States
- > Protection cage for ladder
- > Many pump models available for spray balls (piping and connections extra)
- > Pressure transmitter, temperature transmitter and level indicator through the CDL Intelligence system
- > Cage to link building to silo
- > Stainless steel top feed plumbing
- > Stainless steel supply plumbing for rotating spray ball





# 40' CDL CONTAINER TANK

**THE BEST OPTION TO  
QUICKLY STORE A LARGE  
QUANTITY OF MAPLE SAP!**

**"PICK A SPOT, LEVEL IT  
AND YOU ARE DONE!"**

*Francis Baillargeon, Product Manager*

**SCAN TO SEE  
THE VIDEO**

[bit.ly/cdlvideos](https://bit.ly/cdlvideos)



- > Turnkey
- > Freestanding
- > Doesn't require a concrete base or a building around it
- > Easy to install and move if necessary
- > Waterproof and rodents can't get in either



**Included:**

- > 40' container
- > Stainless steel tank:
  - Size: 7' x 36' x 7'
  - 9 808 imperial gallon capacity (11 770 US gallons)
  - SS access door
  - Clear PVC tank level
  - With many supports
  - 3" outlet
  - 4" overflow

**HOOK UP YOUR  
CONTAINER TANK TO YOU  
CDL INTELLIGENCE SYSTEM!**

**Optional:**

- > Level control sensors
- > Level control sensor holder
- > Remote controlled tank washing system
- > 3" motorized outlet valve





## ROUND BOTTOM TANKS SMALL AND LARGE CAPACITY

**MORE THAN 125 SIZES AVAILABLE  
FROM 50 to 7 500 gallons.**

Complete listing at [www.cdlusa.com](http://www.cdlusa.com)



### ADVANTAGES

- Food grade and strong high quality welds allow complete sanitizing;
- Made of bright 304 stainless steel.

Elevated 6"  
for easier  
plumbing

**Personalize your tank!**  
**Contact us for more information.**

Prices are available upon request

## TRANSPORT TANK FOR ATV

CDL transport tank  
specially designed for ATVs

75 gallons capacity

66TR075

Price upon request

**STRONG  
STAINLESS STEEL  
DESIGN**




## EXTRACTOR SUPPORTS

### SUPPORT KITS

2' wide	672078	\$130.00
3' wide	672079	\$200.00
4' wide	672080	\$205.00
5' wide	672081	\$225.00
6' wide	6720821	\$245.00
7' wide	672082	\$280.00

All of our extractor supports  
can be adjusted to the desired depth.

Stainless steel



Prices and specifications are subject to change without notice.





## TANK WASHER WITH REMOTE CONTROL

# Innovative feature!



Labor-saving  
automated tank washing



SCAN TO SEE  
THE VIDEO

[bit.ly/cdlvideos](http://bit.ly/cdlvideos)



Several sizes available. Contact your CDL representative!

## UNIVERSAL MIXER AND STAINLESS STEEL SUPPORT




Universal mixer for  
4', 5', 6' and 7' wide tank

6792034

Adjustable stainless  
steel support.  
1/2HP Motor at 30 RPM,  
115 Volts with  
10' electric cord.

Note: a cut in length may be required to adjust the height. Prices are available upon request.

## PLUGS



### FOR TANKS

1 1/2"	5' rod	678112	\$92.15
2"	5' rod	678123	\$93.50
3"	7' rod	67BOUCH37	\$111.45

## TANK LEVEL CONTROL



5' level control  
for CDL tanks

\$343.60

73500

6' level control  
for CDL tanks

\$348.85

73500-6

### ADVANTAGES

- The CDL tank level controls are made entirely of stainless steel;
- In addition, you can very quickly and easily adjust the desired sap level where the pump will start;
- The solidity of CDL controls prevent breakage caused by ice.

## ADAPTORS



### FOR PLASTIC TANKS

1/2"	RA5012	\$14.05
3/4"	RA5032P	\$18.50
1"	RA5034P	\$21.90
1-1/4"	RA5036P	\$24.00
1-1/2"	RA50309P	\$26.95
2"	RA5042P	\$28.95
3"	RA5454P	\$39.95

### FOR STAINLESS STEEL TANKS

1-1/4"	668673	\$89.00
1-1/4"	66867	\$91.35
2"	668672	\$107.85

Prices and specifications are subject to change without notice.







**NOT IN STOCK IN THE USA  
UPON REQUEST ONLY**

## HORIZONTAL PLASTIC TANKS

US GALLONS	DIAMETER X HEIGHT	LID SIZE	OUTLET	
35	20" x 23" x 29"	5"	3/4"	HOR035
55	23" x 26" x 34"	5"	3/4"	HOR055
65	23" x 27" x 43"	5"	3/4"	HOR065
125	32" x 35" x 42"	8"	2"	HOR125
225	38" x 41" x 49"	8"	2"	HOR225
325	38" x 43" x 68"	16"	2"	HOR325
425	49" x 54" x 60"	16"	2"	HOR425
525	49" x 54" x 71"	16"	2"	HOR525
725	49" x 54" x 101"	16"	2"	HOR725
1 025	49" x 54" x 139"	16"	2"	HOR102
1 625	63" x 68" x 139"	16"	2"	H01625

Prices are subject to change without notice.



**Elliptical tanks  
also available  
Ask your representative!**

Adaptors and level indicator included.  
Galvanized bands not included.

## SPECIAL APPLICATION

Prices are available upon request



Applicator tank  
Available size: 12 US gallons.



PCO tank  
Available sizes: 30 to 300 US gallons.

## TANKS - VARIOUS MODELS



For pickup truck

**A**



SPE300

**B**



SPE400

	GALLONS US	LARG. X HAUT. X LONG.	COUV.	SORTIE	
	210	51" x 39" x 28"	8"	2"	PUP210
<b>A</b>	325	62" x 49" x 33"	8"	2"	PUP325
	425	65" x 49" x 39"	8"	2"	PUP425
	300	29" x 49" x 62"	16"	1-1/4"	SPE300
<b>B</b>	400	29" x 71" x 66"	16"	1-1/4"	SPE400

Prices and specifications are subject to change without notice.



Adaptors and level indicator included.

## VERTICAL PLASTIC TANKS

US GALLONS	DIAMETER X HEIGHT	
<b>LARGER BASE</b>		
100	28" x 43"	VER100
305	46" x 50"	VER305
550	67" x 42"	VER550
1 100	87" x 53"	VE1100
1 550	87" x 67"	VE1550
1 700	87" x 74"	VE1700
2 100	87" x 89"	VE2100
2 500	95" x 91"	VE2500
3 000	95" x 109"	VE3000
<b>SMALLER BASE</b>		
25	18" x 29"	SPS025
50	18" x 53"	SPS050
65	23" x 43"	SPS065
75	23" x 49"	SPS075
105	23" x 63"	SPS105
165	31" x 56"	SPS165
200	30" x 72"	SPS200
250	30" x 89"	SPS250
300	36" x 79"	SPS300
500	48" x 73"	SPS500
750	48" x 103"	SPS750
1 000	64" x 80"	SP1000
1 500	64" x 116"	SP1500

## TANK STRAINER BASKETS



For 5" cover	STBA05	\$19.35
For 8" cover	STBA08	\$50.95
For 12" cover	STBA12	\$58.10
For 16" cover	STBA16	\$91.80

## REPLACEMENT LIDS AND COLLARS

16" solid, non-ventilated cover	LIDP16S	\$43.40
16" ventilated, requires central cover	LIDP16	\$46.35
5" ventilated, for center of 16" cover	LIDPV5	\$13.80
8" solid, non-ventilated cover	LIDP08	\$29.55
5" ventilated 16" cover	LIDP05	\$22.40
8" threaded replacement collar	COL008	\$16.85
12" threaded replacement collar	COL012	\$17.10



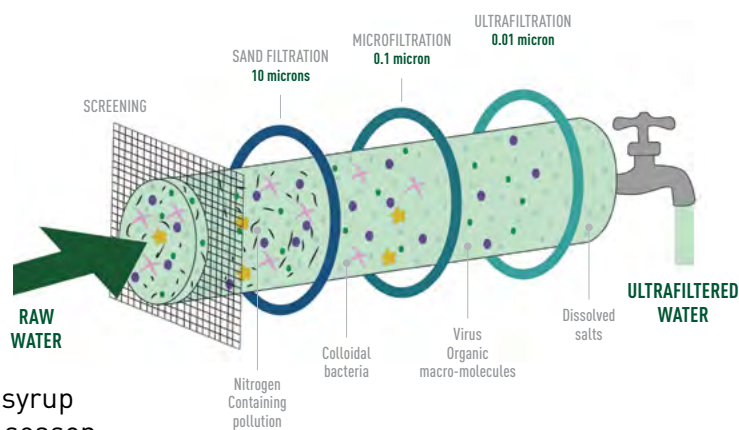
# ULTRAFILTRATION

Be a part of the next innovation in maple sugaring



## TECHNOLOGICAL ADVANCEMENT OF FILTRATION

- Eliminates all bacteria and yeast present in the sap;
- Increases preservation time of sap and concentrate at room temperature;
- Reduces sap waste after long distance transport;
- Produces pure and clear sap;
- Essential for maple syrup producers that want to bottle maple sap;
- Can be used to prevent production of stringy maple syrup when the days are warm during or at the end of the season.



## CDL quality standards and simplified operations

- Designed and made for very fine filtration of maple sap, birch sap and concentrate
- Eliminates bacteria, yeast and other organic particles from liquids
- Improves sap and concentrate preservation time

SCAN TO SEE  
THE VIDEO  
[bit.ly/cdlvideos](https://bit.ly/cdlvideos)







SCAN TO SEE  
THE VIDEO

[bit.ly/cdlvideos](http://bit.ly/cdlvideos)



GREAT  
GIFT IDEA!

## CDL NANO RO REVERSE OSMOSIS SYSTEM

### PERFECT FOR THE SMALL PRODUCER WANTING TO LOWER EVAPORATION TIME AND COST!

- > Simple and efficient design
- > Three step pre-filtration to eliminate impurities
- > Efficient membrane system
- > Includes 600 GPD membrane, cartridge pre-filters and hook-up tubing
- > Low electric consumption 110 volts

#### 2 AVAILABLE MODELS :

##### 3 membrane model with recirculation

81013R

- > Ideal for 50 to 150 taps
- > 10 to 13 GPH
- > Concentration up to 6 Brix
- > Recirculation pump to maintain performance longer

##### 2 membrane model

81008

- > Ideal for 25 to 75 taps
- > 6 to 8 GPH
- > Concentration up to 5 Brix
- > Easy to operate
- > Very affordable

#### Replacement parts:

- > 66821001 - PP Filter 600 GAL.
- > 660600 - 600 GPD RO Membrane



### ULTRA COMPACT HOBBY RO

- > Ideal for 200 to 400 taps
- > 50 GPH
- > Easy drainage
- > Ultra compact design
- > CDL made = quality product
- > Easy to use and store

81050

## VERTICAL HOBBY RO

- > Ideal up to 2000 taps
- > 125 GPH to 250 GPH (1 or 2 posts)
- > Main unit in stainless steel
- > Frame on wheels for easy moving
- > Easy drainage
- > Pump in stainless steel
- > 4" post in stainless steel
- > Membrane: CDL MRO
- > High and low pressure protection
- > Power : 120 volts (17 Amps),  
240 volts (10 Amps)

81125V 125 GPH

81250V 250 GPH

WASHING  
TANK OPTION



## BUCKETS OR TUBING?

**You have a small quantity of taps and you wonder if you should use buckets or a gravity system with 3/16" tubing? Here are a few things to consider when making your decision.**

If you are leaning towards buckets, keep in mind the days when you will be by yourself to collect the sap. Finding help on the weekends is not a problem, but sap can flow seven days a week. Even with buckets, collecting the sap quickly is key a good quality maple syrup and avoiding sap spoilage.

With buckets, you have to set up and remove them every year. With tubing, once it's up, it's there for a long time. However, you need to tap, check leaks and pull taps every season. Even though it is less time consuming as buckets, you still need help managing and maintaining the tubing system. Another thing to consider is the accessibility of your woods. If you are using buckets, you need to maintain access roads and trails to be able to collect the sap. Tubing allows you to collect the sap in one or a few collection points, limiting the need of so many trails.

Whether you are using buckets or tubing, a reverse osmosis machine (RO) can save you time and money. ROs are available for any size producer. Do not underestimate its impact on your boiling time and your workload.



In any tubing operation, you need gravity to assist the sap flow. An important consideration when planning a tubing install is the natural slope of your sugarbush. You need a fairly steep grade to make it work. The tubing must go straight up the hill. For good results, you need a good height difference between the top of the tubing system and the bottom. The column of sap in the tubing then creates a natural vacuum that gets bigger as the height difference increase the top and the bottom of the line. This means the highest taps on top of the hill get the highest vacuum and that the vacuum slowly decreases as you go down.

Installing a 3/16" gravity system is a good transition step from buckets toward a full vacuum system! Do not hesitate to contact your local CDL sales representative or dealer for more guidance when deciding what system is right for you.







600 GPH RO

## LA FENDEUSE CLASSIC

- > 500 GPH to 1500 GPH (1 to 3 posts)
- > Main unit all made of stainless steel, including both 3 way valves and wash tank
- > Posts: Positive recirculation system allows you to run many hours without losing performance. It also helps extending membrane life.
- > Posts: reliable, maintenance free submersible motors
- > Membrane: CDL MRO
- > High temperature protection and low water protection

## LA FENDEUSE DELUXE

- > 500 GPH to 3600 GPH (1 to 6 posts)
- > All made of stainless steel
- > High pressure pump from 5 to 7,5 HP giving the highest flows on the market.
- > Posts: Positive recirculation system allows you to run many hours without losing performance. It also helps extending membrane life.
- > Posts: reliable, maintenance free submersible motors
- > Membrane: CDL MRO
- > High temperature protection and low water protection



## 20+ RO

- > **Capacity up to 7600 GPH at 20 Brix**
- > **All made of stainless steel**
- > **High pressure pump from 5 to 7,5 HP giving the highest flows on the market.**
- > **Posts: Positive recirculation system allows you to run many hours without losing performance. It also helps extending membrane life.**
- > **Concentration capacity adapted to your needs**
- > **Personalized post configuration (single or double, vertical or horizontal).**

See the next page for post configuration.

## CONTINUOUS BRIX READER

- > **Real time Brix reading of concentrate;**
- > **Can be installed on any RO;**
- > **Allows an accurate reading of your adjustment in real-time.**



668417

Prices are available upon request.





## CDL POSTS FOR RO

- > Available 4", 8" (single or double), 16"
- > Positive recirculation system allows you to run many hours without losing performance. It also helps extending membrane life.
- > Reliable, maintenance free submersible motors
- > Membranes: CDL MRO 4", 8" (single or double), 16"
- > 8" membranes available standard or high pressure (for high Brix concentration)



16" post - Vertical



16" post - Horizontal

## POST CARTS

### VERTICAL OR HORIZONTAL CART, PREVENTING MEMBRANES FROM PLUGGING AT HIGH BRIX.

Can easily be added to an existing CDL RO with or without cart.



- > Post with two 8" membranes end-to-end;
- > More compact;
- > Less expensive;
- > Less energy consumption.


- > Compact;
- > Ultra simple connections;
- > Easy to operate;
- > Easy access to the membranes.



## 30+ HIGH BRIX RO OPTION

# DOUBLE THE CONCENTRATION LEVEL BY ADDING THIS RO TO YOUR EXISTING RO!

**MANY POSSIBLE COMBINATION DEPENDING ON YOUR SET UP.  
PERSONALIZED CONFIGURATION TO UPDATE YOUR STANDARD RO  
INTO A HIGH BRIX MACHINE.**



**WITH THIS MACHINE, GO FROM 15 BRIX TO 30 BRIX.**

**CDL is the only manufacturer that  
offers custom configurations to  
upgrade your standard RO to turn  
it into a High Brix system.**

Ask your CDL sales representative.



SCANNEZ POUR  
VOIR LA VIDÉO

[bit.ly/cdlvideos](https://bit.ly/cdlvideos)





# IT DOES EVERYTHING BY ITSELF:

## YOU PROGRAM IT... AND THAT'S IT!

SCAN TO SEE  
THE VIDEO

[bit.ly/cdlvideos](http://bit.ly/cdlvideos)



## 2 to 35 brix 600<sup>GPH</sup> to 14 000<sup>GPH</sup>



100% CDL custom technology  
Full range of customizable RO Systems to fit your production needs.



Simple interface  
100% developed by CDL



## HT + HIGH FLOW



CDL's unique patented recirculation system  
doubles the performance of membranes.

# CDL INTELLIGENT REVERSE OSMOSIS (RO'S) ARE THE MOST POWERFUL AND ADVANCED IN HISTORY OF THE MAPLE SUGARING.

- > RO data saved on CDL Cloud
- > Remote maintenance and support
- > Get specialized expertise quickly
- > Allow you to remotely manage all the operations that must be performed by an RO
- > Simple programming allows you to safely operate the equipment during your rest hours, work hours or when away from the sugar house



## REMOTE FEATURES:

- ☛ Concentrate;
- ☛ Rinse the membranes;
- ☛ Membrane soap wash;
- ☛ Membrane acid wash;
- ☛ Control sap or permeate feed;
- ☛ Continuous Brix control;

## INTELLIGENT MANAGERMENTS:

- ☛ Concentrate Brix monitoring;
- ☛ Maple sap Brix monitoring;
- ☛ Permeate flow reading;
- ☛ PH monitoring and control;
- ☛ Conductivity meter;
- ☛ Preventive management (plugging);
- ☛ High and low pressure protection;

## INTELLIGENT SOFTWARE UPDATES

The CDL intelligent ROs often receive wireless software updates adding new characteristics and functionalities.



CDL's intelligent reverse osmosis can be supervised and operated by the CDL Intelligence management system.



# CDL EXPERTISE AT THE SERVICE OF MAPLE SYRUP PRODUCERS!

**DID YOU KNOW THAT THE CDL  
TEAM IS HERE TO MEET ALL  
OF YOUR NEEDS?**

**HERE IS THE LIST OF SERVICES  
WE OFFER. ASK YOUR STORE  
OR YOUR CDL REPRESENTATIVE!**



**> Project evaluation**

Have your project fully assessed by our experts, who have access to a large inventory in real time.

**> Maple syrup and technical advice**

Take advantage of the advice of our experts to calculate the pipe sizing and discharge calculation.

**> GPS mapping**

Optimize the strategic positioning and planning of your equipment using GPS technology.

**> Installation of mainlines and tubing**

Take advantage of the industry's best practices and ask our experts to install your mainlines and tubing in your forest.

**> Equipment rental**

Rent an Electrofusion welder or a SpinSeal welder for your one-time installation needs. Verify with your CDL branch to find out if other equipment is available for rental in your region.

**> Assembly of drop lines**

Make your life easier with our drop line assembly service! Available in every CDL store.

**> Implementation of the CDL monitoring system**

Get advice from our experts on our forest surveillance system. Our team will assess your needs and guide you step by step on its installation in your sugarbush.

**> Turnkey installation of equipment**

When making your purchase, ask our experts to deliver and do a complete installation of your CDL equipment directly to your sugarhouse.

**> Repair at the sugarhouse**

Start maintaining your equipment before the start of the sugar season! Our team will come to your sugarhouse to repair your electrical, welding, plumbing, start-up and burner adjustment problems, for any brands.

**> Personalization and modification of equipment**

Add your company name to your CDL equipment, or request custom adjustments if you have specific needs.

**> 24/7 assistance during the sugaring season**

During the sugaring season, our team is available 24 hours a day, 7 days a week to respond to your emergencies.





**We offer the best membrane washing service!**  
**Details in-store!**

## MULTIPLE CARTRIDGE HOUSING



Stainless steel multiple  
filtration cartridge housing  
(holds 5 pre-filters)

665056

Stainless steel base for the  
multiple cartridge housing

7100101

Interior support only

665068

Prices are available upon request



**Change your  
RO prefilters  
in 1 minute!**

## ADVANTAGES

- Designed and manufactured by CDL;
- Quick and easy filter changes;
- High filtration capacity;
- Creates no restrictions at the entrance of the RO.

## PREFILTERS



Pre-filter cartridge

5 mic. 10"

6682101

\$3.85

Pre-filter cartridge

5 mic. 20"

66821

Price upon request



10" synthetic filter  
protectors | 12/pkg

66207

\$6.05

20" synthetic filter  
protectors | 12/pkg

66208

\$10.15



6-1/2" plexiglass cover

66270

\$36.70

10" filtration bag

6-1/2"x16"

EV BAG100

\$6.05

20" filtration bag

6-1/2"x32"

EV BAG200

\$9.15

30" filtration bag

6-1/2"x30"

66823-30

\$11.75



## MRO MAX MEMBRANES & STORAGE CANISTERS

4" CDL MRO MAX membrane

6604040

8" CDL MRO MAX membrane

6608040

16" CDL membrane

660016



Prices available upon request

→ MRO technology

→ Low-Fouling Technology

→ Stable performance

→ Superior sugar and minerals retention

→ Greater tolerance to high Ph

→ Sustained performance at high Brix concentration

→ Better cross-flow circulation in concentrated liquids



A

B

A

4" storage canister

724204

\$89.95

B

8" storage canister

724225

\$275.00

16" storage canister

724226

Price upon request

## OTHER



Food grade o-ring  
grease | 6 g

66531

\$3.40



Food grade o-ring  
grease | 150 g

66535


\$30.55



Wrench for blue filter

662283

\$9.85



10 GPM Bluewhite  
flowmeter

661042

\$159.10



1/4" NPT valve x  
Tube 90°

6622312

\$17.85



4" membrane U-cup

66402

\$9.99

8" membrane U-cup

66401

\$16.95

Prices and specifications are subject to change without notice.





## CLEANING AND STORAGE SOLUTIONS



<b>A</b>	Citric acid 1 kg (powder) 66994	\$15.25
	Citric acid 20 L (liquid) 6699420 For CDL intelligent RO	Price upon request
<b>B</b>	Superflow soap 1 kg (powder) 6624909	Price upon request
<b>C</b>	Superflow soap 20 kg (powder) 66239	Price upon request

<b>D</b>	Organic soap "Superflow green" 4L (Liquid) 66245	Price upon request
<b>E</b>	Organic membrane soap "Superflow green" 1 kg (powder) 662403	Price upon request
<b>F</b>	Organic soap "Superflow green" 22.7 kg (powder) 662402	Price upon request

<b>G</b>	Oxisan Cleaner 4 L 66298	\$52.00
<b>H</b>	Storage solution 1 kg 80000	\$11.50
<b>I</b>	50/50 Glycol 20 L 88020	\$96.90



## MEASURING INSTRUMENTS



pH 0-2.5 Papers 50/pkg 668802	\$19.60
pH 10-13 Papers 50/pkg 668813	\$20.15



Calibration solution pH 10 500 ml 718866	\$21.95
--	---------




Calibration solution pH 4 500 ml 718865	\$21.95
---	---------



PH tester 665514	\$92.35
---------------------	---------



Portable conductivity tester 718856	\$108.00
--	----------



Heating element 3 000 W - 240 V 66493	\$54.15
---	---------

Temperature control 669371	\$190.00
-------------------------------	----------



TRUST THE CDL BRAND  
FOR CLEANING AND  
STORAGE SOLUTIONS.

QUALITY. EFFICIENCY.

## FILTERS



1½" line filter + 24-micron cartridge 6615024	\$101.95
1½" 24-micron filter cartridge only 660024	\$30.35
1½" line filter only 6615024K	\$79.50
2" line filter + 24-micron cartridge 6620604	\$157.95
2" 24-micron filter cartridge only 660025	\$51.05
2" line filter only 6620604K	\$125.50
20" complete blue filter housing 665050	\$101.15

# RETAIL SALES: HOW TO STAND OUT FROM YOUR COMPETITION?



By Eric Labrecque,  
Sales Manager - Packaging Division

**Selling retail your maple syrup or transforming it in multiple products, here are a few tips to help you stand out from your competition!**

## History!

The only thing your competition will never be able to copy is your history! People are always interested to know more about you! Do not hesitate to share the origin of your passion for maple sugaring as well as the history of your business or your products. The attachment feeling between your customers and you and your business will only grow if they know you better.

## Novelty!

A good way to keep the interest of your clientele is to regularly add to your product offering. As an example, you could come up with a new product each year or offer a new size for an existing product. Don't be afraid to ask your customer what they are looking for! Innovate more than your competition; don't be afraid to be daring!

## Complementary offer!

Sometime, you only have to offer a complementary product or service to increase your sales. If you already have a maple BBQ sauce, why not add a dry rub. It would be a nice duo for any BBQ expert!



It's important to increase your complementary offer inside your business, but also with businesses outside of your market. Why not suggest to a local bakery to sell your new maple caramel? During the sugaring season, you could offer fresh bread and develop an interesting partnership, who knows?

Home delivery can also be part of your complementary offer, especially during a pandemic.

## Packaging!

Do you remember the feeling of opening a Christmas gift? Try to give your customers the same feeling when they unwrap your products! Nice packaging is an art and it does have a significant impact! It must hook your customer and it also need to be distinctive. An interesting way to do it is to include a brief history of your company. Suggest other ways to use the product or you can even add recipe ideas!

## Personalization!

Offer a personalization service for your products or your packaging. Customers like to stand out and they want a turnkey service. It can be as simple as offering different colors for the packaging, leave a space to write "To and From". For wedding favors, add a personalized card with graphics and a special message from the groom and bride!

Don't hesitate to personalize your service by adding a handwritten note to thank your customers for example. A little extra can make a big difference!

**What little extra will you work on this coming year?**

## BEGINNER BOILING KIT



16" x 16" kit PRFW16 \$505.00

### INCLUDES:

- 1 R-65 propane burner
- 1 hose and regulator
- 1 16" x 16" sugar pan
- 1 propane burner support
- 1 3/4" stainless steel nipple
- 1 3/4" FIPT stainless steel ball valve



16" x 16"  
15 tap kit 6600801 \$585.00

### INCLUDES:

- 1 16" x 16" sugar pan cover
- 1 16" x 16" sugar pan
- 1 R-65 propane burner
- 1 18.5" wooden handle thermometer
- 1 Orlon filter #8 thick
- 1 55-70 Brix syrup hydrometer
- 1 8" cup
- 1 3/4" stainless steel nipple
- 1 3/4" FIPT stainless steel ball valve



16" x 32" kit PRFW32 \$775.00

### INCLUDES:

- 2 R-65 propane burners (with fastening kit)
- 2 hoses and regulators
- 1 16" x 32" sugar pan
- 1 16" x 32" propane burner support
- 1 3/4" stainless steel nipple
- 1 3/4" FIPT stainless steel ball valve



Prices and specifications are subject to change without notice.








**THE PERFECT SOLUTION  
FOR SMALL PRODUCERS  
THAT WANT AN EFFICIENT  
AND AFFORDABLE WOOD  
EVAPORATOR TO TURN SAP  
INTO MAPLE SYRUP!**

# HOBBY PRO EVAPORATOR



**ASSEMBLY  
REQUIRED**



**SCAN TO SEE  
THE VIDEO**

[bit.ly/cdlvideos](https://bit.ly/cdlvideos)



## Configurable to your needs

- > Evaporator base (16" x 32")  
670090200 \$455.00
- > Flat bottom pan  
670090215 \$240.00
- > 3 way pan  
670090214 \$275.00

Requires bricking kit (not included)  
670090217 \$69.95

### Includes:

- > Angle iron grates
- > Ceramic wool
- > 6' of 6" smoke stack and 1 elbow 6" x 90°
- > High temperature spray paint
- > Spiral handle

### Optional:

- > 670090218 : Reheat pan
- > 67WPC032 : Pan cover
- > 670090213 : 2 wheel kit
- > 670090216 : Water level
- > 670090217 : 20 brick kit 1-1/4" x 4-1/2" x 9"
- > EITC0306 : Thermometer

Prices and specifications are subject to change without notice.



## CDL EVAP-O-GRILL

### BECOME A GRILL MASTER! BOTH AN EVAPORATOR AND A BBQ!

# Evap-O-Grill

- > Good up to 50 taps
- > Evaporates up to 7 gallons / hour
- > Easy assembly
- > No bricking necessary

670090 1 015,00 \$

#### Included:

- > 2' x 3' stainless steel pan
- > 3/4" stainless steel draw-off ball valve
- > Cast iron grate set

#### Optional:

- > 6" stack damper
- > Reheat pan

SCAN TO SEE  
THE VIDEO

[bit.ly/cdlvideos](http://bit.ly/cdlvideos)



670096 180,00 \$



**GREAT  
GIFT IDEA!**



## SMOKER FOR EVAP-O-GRILL

Install the Evap-O-Grill grates to cold or hot smoke!  
Smoke control inside using an adjustable outlet.

Easy assembly.


67009010 345,00 \$

#### Included:

- > All pre-drilled and bent pieces for the assembly
- > Handle and thermometer
- > Stainless cooking plate
- > Draft control plate (to add to your chimney)
- > High temperature spray paint

SCAN TO SEE  
THE VIDEO

[bit.ly/cdlvideos](http://bit.ly/cdlvideos)





# BOILING REQUIRES HARD WORK AND ENERGY, OUR EVAPORATORS NEED LESS OF IT!

Working with CDL quality equipment at this crucial step of maple sugaring brings many advantages!

## CDL CLASSIC EVAPORATOR ONE PAN MODEL IDEAL FOR 50 TO 100 TAPS

69FBEATK1 \$1 295.00

### INCLUDES:

- 2' x 4' evaporator arch
- 2' x 4' boiling pan
- 3/4" draw-off ball valve
- 8' of 7" galvanized stack

Not included: cement, bricks and dial thermometer

- Can be used outdoors
- Evaporation of 10 GPH  
(can make 1 gal. of syrup every 4 hours)

**CHOOSE CDL QUALITY FOR  
BOILING YOUR MAPLE SYRUP!**

- Overall dimension 26" x 65" x 31" high
- Weight: 257 lb without bricks;  
778 lb with bricks;

## HOBBY EVAPORATORS

The CDL Hobby Evaporator is designed for recreational producers who want to enjoy springtime, while boiling small quantities of maple sap to produce a few gallons of maple syrup per season.

### SYRUP DRAW-OFF NOW FULLY REVERSIBLE!

One pan model

#### 18" X 48" INCLUDES:

- Stainless steel furnace with steel grids
- Stainless steel stack
- 18" x 48" 304 stainless steel argo welded pan
- Stainless steel draw-off valve

18" X 48"  
evaporator with  
2-way flat pan  
1 to 75 taps

6700102WD

18" X 48"  
Evaporator with  
18" x 36" flue pan and  
18" x 12" syrup pan  
50 to 125 taps

6700102WP

#### AVAILABLE OPTION:

- Pre-heating pan 67112WPARE

#### 18" X 60" INCLUDES:

- 18" x 42" flue pan
- 18" x 18" syrup pan
- Float box with rear control level.
- Complete smoke stack.

18" x 60"  
5" flue pan  
100 to 200 taps

67001

Prices are available upon request.  
Product appearance may vary.

Prices and specifications are subject to change without notice.



One flue pan and one syrup  
pan model

## PROFESSIONAL EVAPORATORS



**SYRUP DRAW-OFF NOW  
FULLY REVERSIBLE!**

Prices are available upon request.  
Product appearance may vary.

The Professional evaporator is a high quality wood evaporator for owners of small sugarbushes. It is designed and manufactured to provide efficient boiling and easy/stable syrup finishing.

Its performance in relation to its size will surprise you.

20" X 84" 150 to 450 taps	24" X 72" 150 to 450 taps	2' x 8' 150 to 450 taps
6700103	6700302	6700502
20" x 54" 2-way flue pan 5" drop flues	2' x 4' 2-way flue pan 7" raised flues	2' x 5' 2-way flue pan 7" raised flues
Two 20" x 15" syrup pan	One 2' x 2' syrup pan	Two 24" x 18" syrup pan
Rear float box	Front and rear float box	Front and rear float box
9" x 8' stainless steel smokestack	9" x 8' stainless steel smokestack	10" x 12' stainless steel smokestack

Argon welded reversible finishing pan

## THE TRADITIONAL EVAPORATORS AVAILABLE IN SIZES: 2-1/2' X 8' TO 5' X 16'



Prices are available upon request.  
Product appearance may vary.

The Traditional CDL evaporator is designed for owners of medium and large sugarbushes wishing to keep the tradition alive of boiling the syrup with firewood while being effective and efficient. This evaporator will provide an incomparable boiling stability. Its robust construction will allow many generations to experience the pleasure of boiling maple syrup.

### INCLUDES:

- 32" high furnace with cast iron grates and 2 doors for wood loading.
- 1 flue pan with 7" argon welded flues.
- 2 to 3 argon welded syrup pans for finishing (depending on model)
- Front and rear float boxes.
- Stainless steel connections, drain valve and draw-off valve.
- Complete chimney (twice the length of the evaporator) including the stack.
- 1 rope operated stack cover.
- Water level on flue pan.







Showing all options available

Standard model



The new **airtight high performance Venturi** evaporators has a unique **artificial draft system** allowing the **intake of primary air at high pressure by suction**. By simply and safely increasing the evaporation performance of the evaporator, the Venturi Performance system developed by CDL.

## MAIN FEATURES

FUEL	WOOD
SIZES	12 models from 2'x4' to 4'x15'
EFFICIENCY	Up to 40% more output
AVAILABLE OPTION	Wide choice of options available

- High evaporation performance at an affordable price
- Longer lifetime
- Uniform boiling in the front, warmer in the back
- No need to preheat smokestack
- Full boiling performance after 10 minutes
- Perfect functioning even in low pressure (bad winds)
- Fully reversible
- Fewer bricks needed
- Easy to operate and the risk of errors are very limited
- No risks of flame flashbacks
- Boiling intensity can be adjusted easily

Interchangeable and reversable sap inlet and outlet



## 100% REVERSIBLE EVAPORATOR!

TEMPERATURE MAINTAINED  
AUTOMATICALLY USING  
A BLOWER AND A  
SENSOR LOCATED IN  
THE SMOKE STACK

## IMPROVED OPERABILITY AND RELIABILITY

MODIFY  
THE AIR %  
TO YOUR  
PREFERENCE  
USING  
SHUTTERS



The CDL energy efficient  
**Intens-O-Fire 2** wood evaporator  
is the only one on the market that  
allows the user to choose manually  
between two different types of firewood combustion:  
**air forced combustion** or **combustion by gasification**.



### MAIN FEATURES

FUEL	WOOD (soft or hard)
SIZES	Available sizes : 2½' x 8' to 6' x 18'
CONSUMPTION	Wood consumption 40% less than a conventional evaporator
IDEAL FOR	Balance between performance and boiling stability

Meets the environmental requirements  
of greenhouse gas emissions

Load every 20 to 40 minutes depending  
on combustion type

Winner of water gallons evaporated  
per hour - Maplerama 2011

Front and rear air distribution control for  
the combustion chamber and grates

Flow inverter (optional)

Syrup pan

Water level

Modulation for  
combustion air (optional)

Interchangeable and reversible sap inlet and outlet







The CDL **Chinook** Evaporator has an **automated air adjustment system** that allows a highly efficient, non-polluting combustion, even if the operator burns poor quality firewood with variable humidity.

### MAIN FEATURES

FUEL	WOOD (soft or hard)		
SIZES	Available sizes : 2½' x 8' to 6' x 18'		
CONSUMPTION	0.24 medium quality wood cord (24") per barrel (32 G) of syrup (15 Brix)		
IDEAL FOR	Get up to 85% energy efficiency while benefiting from automation and ease of use.		
<div><div><div>■ Clean combustion, very little polluting emissions</div><div>■ Complete temperature control in the chimney (maximum 650°F).</div><div>■ Time between wood loading: 30 to 60 minutes, depending on quantity and wood quality</div></div><div><div>■ Very efficient, quick start-up and ignition</div><div>■ Boiling stability comparable to pellet and oil evaporators</div><div>■ Very quiet</div><div>■ Combustion creosote free</div></div><div><div>■ Very safe</div><div>■ Stable syrup draw-off</div><div>■ Syrup pan</div><div>■ Heat exchanger</div><div>■ Water level</div></div></div>			
Interchangeable and reversable sap inlet and outlet			

# DELUXE



CDL's **Deluxe** oil evaporator was designed for small and medium-sized sugarbush producers. This evaporator is very efficient and gives its owner an incomparably comfortable and stable boiling experience. This equipment is very reliable and very simple to operate. **To use it is to adopt it.**

## MAIN FEATURES

FUEL	OIL, NATURAL GAS OR PROPANE		
SIZES	Available in sizes : 2' x 6' to 6' x 18'		
CONSUMPTION	Perfect for small and medium producers. Hassle-free boiling stability and easy operation.		
AVAILABLE OPTIONS	Automatic draw-off valve. Syrup drip tray. Hood pre-heater. Permeate pre-filter. Steam pan. Protect-O Level controller protection		
<div><div><div>■ Oil furnace</div><div>■ Carlin or Beckett burner</div><div>■ Complete stack with covers and roof jacks</div><div>■ Insulated burner cover.</div></div><div><div>■ Flue pan and syrup pans</div><div>■ Water level</div><div>■ Front and rear hoods</div></div><div><div>■ Front and rear float boxes</div><div>■ Adjustment and start-up by a CDL specialist</div><div>■ Control panel</div></div></div>			
Interchangeable and reversable sap inlet and outlet			








# THE MASTER OF EVAPORATORS!

## FOR THE FOLLOWING REASONS:

- Rogged and quality construction
- Energy efficiency
- Easy to operate
- Boiling stability
- Boiling conditions adjustment and flexibility from 2 to 35 Brix
- Longer boiling time without pan change
- Flavor and authenticity of maple syrup
- Evaporation performance
- Energy costs / labor per barrel
- Easy cleaning



SCAN TO SEE  
THE VIDEO

[bit.ly/cdlvideos](https://bit.ly/cdlvideos)



The CDL **Master** Evaporator is the only evaporator on the market evaporating over:  
**5.1 Imp. gal. / ft<sup>2</sup>** or **6 U.S. gal. /ft<sup>2</sup>** of pan.

### WOOD - CHIPS - PELLETS

FUEL	WOOD, CHIP OR PELLETS
SIZES	3' x 11' to 7' x 18'
EFFICIENCY	Ability to produce up to 3½ barrels/hour (18° Brix), 6 barrels/hour (30° Brix) with the 7' x 18' pellet model
Interchangeable and reversable sap inlet and outlet	

### OIL

FUEL	OIL
SIZES	3' x 11' to 7' x 18'
CONSUMPTION	0,195 gallons of oil per gallon of syrup
Interchangeable and reversable sap inlet and outlet	





Wood model shown

## RIELLO BURNER

Allows flame modulation between 20% to 100% to perfectly adapt the boil to you need.

Distributes the flame efficiently and more environmentally friendly.



**THE MOST ECONOMICAL ON THE MARKET!**

## INCLUDED OR AVAILABLE OPTIONS

- Syrup flow reverser
- Double pass flue pan
- Syrup drip tray
- Multi-pass syrup pan
- Permeate or concentrate preheater
- Mechanical or electrical level control
- Control panel with 110V electric outlet
- Front/rear Protec-O
- Front/Rear pan washer
- Modulated motorized level control



## MASTER 30+ R0 COMBO ADVANTAGES



- **Best energy + labor costs** per barrel on the market
- Decrease energy costs by at least 40%
- Complete range available allowing a production from **2 to 7.5 barrels per hour**
- Available for wood, chips, pellets, oil, propane or natural gaz
- Labor cost for boiling is reduced from 30 to 50%
- **Quick Return on Investment**
- Preserve the flavor and **authenticity of the syrup**
- **Decrease boiling time** significantly

### PROPANE AND NATURAL GAZ

FUEL	PROPANE AND NATURAL GAZ (Burner option: Powerflame or Riello)
SIZES	3' x 11' à 7' x 18'
CONSUMPTION	<b>PROPANE:</b> 0,26 gallons per gallon of syrup <b>NATURAL GAZ:</b> 28,6 cubic feet per gallon of syrup
Interchangeable and reversable sap inlet and outlet	





# UNIQUE TECHNOLOGY IN THE MAPLE SUGARING INDUSTRY.



## HIGH PRESSURE STEAM EVAPORATOR



### INCLUDED:

- > R7 pan only including sight glass level, draw off valve and electric valve with levato
- > Single inner coil
- > Hood with door glass
- > Stack, roof jack & collar
- > Stainless steel support table with two 120V electrical outlets
- > Delivery and start-up by a CDL technician

### OPTIONS:

- > Steam blower
- > Pan Washer
- > Steam Pan
- > Sequential automated washing system for steam pans
- > LED light
- > Reverse Flow
- > Double coil
- > Thermoregulator

**The R7 high pressure steam evaporator from CDL** allows evaporation of sap, concentrate or maple syrup from **2 to 66 Brix**.

The R7 offers **optimal control of the heat and evaporation intensity** allowing great flexibility.



## STEAM BOILER

- Very low water level in pan;
- Ultra-quick start and stop;
- No need to change coils and cleaning directly in pan;
- No pan change needed;
- No risk of burning the pans.

### Useful features of steam generator system:

Barrel cleaning;  
Maple syrup warming;  
Quick and efficient cooking for processing.

## MAIN FEATURES

COMBUSTIBLE	OIL, PROPANE, NATURAL GAS AND GAS COMBINATION
DIMENSIONS	25 HP, 35 HP, 50 HP ET 60 HP without certifications, up to 300 HP
EFFICIENCY	Unmatched evaporation power per square foot
AVAILABLE OPTIONS	Automated washing system, steam pan and flow reverser



This new high-tech and high performance steam evaporation system **brings unmatched evaporation per square foot power.**

The R7 high pressure steam evaporator also provides many advantages related to the use of steam and its design.  
Ex: No pan change needed or risk of burning the pans, automated washing, quick-start in 5 minutes.

Available from 25 HP to 60 HP without any certifications/ license card, power can reach up to 300 HP depending on the regulations in your area.

Picture: R7 system including pan washer, steam pan and high pressure plumbing options.






## STEAM PAN OPTION FOR EVAPORATORS

Option available with:



STEAM  
PAN

# PERFORMANCE AND EFFICIENCY GREATLY IMPROVED!



**Improve performance  
and efficiency by up to 50%  
without additional  
fuel consumption.**


Sizes available : 2' x 4' to 7' x 12'

### ADVANTAGES

- The use of the steam pan causes a significant reduction in energy consumption by reusing the steam produced by the flue pan. This reduction in energy consumption can be up to 50% depending on the Brix at the input of the pan;
- This option can be installed on all types of evaporators (wood, pellet, oil).

## EVAPORATOR PAN WASHER OPTION :

Option available with:



AUTOMATED FRONT AND  
REAR PAN WASHER BY CDL



Rear  
view

**A must for anyone looking to  
improve and simplify their operation.**

Available as an option for Venturi, Intense-O-Fire, Chinook, Deluxe, Master and R7 evaporators models, the pan washer by CDL is completely automated and sequential.

With its complete non-contact wash and continuous washing circuit, it eliminates stubborn stains and greatly reduces the daily workload.



## SYRUP PAN WASHERS



- Simple 2-1/2' 672059
- Simple 3' 672061
- Simple 3-1/2' 6720615
- Simple 4' 672062
- Simple 5' 672063
- Simple 6' 672065



- Double 2-1/2' 672110
- Double 3' 672112
- Double 3-1/2' 6721125
- Double 4' 672114
- Double 5' 672116
- Double 6' 672118

**Triple syrup pan washer available.**

Prices are available upon request.

## FLUE PAN LIFTER ON WHEELS

**Easily move your flue pan for cleaning  
or access firebox for maintenance.**



**REAR  
PAN**



**FRONT  
PAN**

Flue pan lifter on wheels  
For all evaporators except the Master evaporator.

671910

Front pan lifter (Master)



671920

Pan lifter on wheels (Master)



671900

Prices are available upon request.





## INSULATED SYRUP CALIBRATION TANK

# Perfect maple syrup calibration at a controlled temperature by CDL

The new CDL insulated syrup calibration tank has a stainless steel insulated tank and an integrated mixer.

Easy to use, thanks to a built-in washing system, a recirculation pump and a base on wheels. Simplifies and improves calibration of the syrup before filling barrels.



SCAN TO SEE  
THE VIDEO

[bit.ly/cdlvideos](https://bit.ly/cdlvideos)



## Real-time Brix reading

Available as an option  
668421



Homogenize syrup before filling barrels with the real-time Brix reader(included) that can read between 5°C and 100°C (41°F and 212°F) and up to 80 Brix with full precision due to automatic temperature compensation for accurate reading.

### ADVANTAGES

- Controlled temperature;
- Real-time Brix reading;
- Perfect maple syrup calibration;
- Simplifies operation.

250 GAL.	4' x 4' x 3'	6793443
350 GAL.	4' x 4' x 4-1/2'	67934445
Insulated calibration tank starter control case		6793001

24-volt power supply.  
Requires a circulation pump.



## DRAW-OFF VALVES



Ideal for evaporator with a flow reverser

Modulating draw-off valve multiple control 2" 66783

Modulating draw-off valve multiple control 2-1/2" 66784

Clips, silicone gasket and spout not included. Price upon request.



### ADVANTAGES

- Continuous maple syrup draw-off;
- Eliminates the return effect of the syrup into the pans;
- Eliminates large volume draw-offs;
- Improves the constancy of Brix;
- Easier maple syrup filtration.

Modulating draw-off valve 1-1/2" 66781 \$1 050.00

Modulating draw-off valve 2" 66775 \$1 395.00

Modulating draw-off valve 2-1/2" 66782 \$1 525.00

Clips, silicone gasket and spout not included.

## LEVEL CONTROLLER (PROTECTION)

Protect-O 66876 \$332.00



Prices and specifications are subject to change without notice.

## MODULATING LEVEL CONTROL



Modulating Belimo motor with level numerical display in inches, selector (manual/OFF/auto) and manual control with potentiometer.

Includes the level sensor for glass tube, acetal adaptor for glass tube, special Protect-O rod, butterfly valve with Belimo motor and control bracket.

Front 1-1/2" 668763150 \$1 655.00

Front 2" 668763200 \$1 665.00

Front 2-1/2" 668763250 \$1 680.00

Rear 1-1/2" 668764150 \$1 655.00

Rear 2" 668764200 \$1 655.00

Rear 2-1/2" 668764250 \$1 665.00



Connection piping not included.

## 1" AUTOMATIC DRAW-OFF VALVE

The CDL 1" automatic draw-off valve allows you to get precise maple syrup flow from your evaporator, every time!

An innovative solution for syrup lovers and small producers.



66786

\$675.00

Silicone gaskets and clips ferrules are available at page 34.

## DRAW-OFF VALVE ACCESSORIES



### ELBOWS

1-1/2"	69BCD150	\$29.50
2"	69BCD112	\$29.95
2-1/2"	69BCD212	\$34.95



### DOUBLE DRAW-OFF FOR EVAPORATOR

2"	660104200	\$107.00
2-1/2"	660104250	\$112.00

### OFF CENTERED FERRULES

2" x 1-1/2"	60R14215	\$33.55
2-1/2" x 2"	60R142122	\$39.15



## RECTANGULAR SYRUP FILTER TANKS



The standard model includes only the drain.

The deluxe model also includes valves, shelf and stainless steel plumbing.

STEEL STRUCTURE	US GAL	IMP. GAL	
Simple   standard	42 GAL	35 GAL	67865406
Double   standard	80 GAL	67 GAL	67865206
Double   deluxe	80 GAL	67 GAL	67865207
Triple   standard	120 GAL	100 GAL	67865208
Triple   deluxe	120 GAL	100 GAL	67865209

Prices available upon request.




ALUMINUM STRUCTURE	US GAL	IMP. GAL	
Double (2x)	35 GAL	29 GAL	666735
Double (2x)	55 GAL	45 GAL	666755
Double (2x)	75 GAL	62 GAL	666775

Prices available upon request.

Prices and specifications are subject to change without notice.

## SYRUP FILTER TANKS

US GAL	IMP. GAL	DIAM.		
5,85 GAL	5 GAL	9" (mini)	67MINFIL	\$289.95
7,6 GAL	6,5 GAL	9"	6740006	\$398.00
14,4 GAL	12 GAL	12"	6740026	\$459.00
18 GAL	15 GAL	15-1/4"	NEW 72054015*	\$371.98
*Includes 1 filter support (1 hole)				
24 GAL	20 GAL	21-3/4"	NEW 72054020*	\$549.98
*Includes 2 filter support (2 holes)				
24 GAL	20 GAL	16"	6740326	\$510.00
30,4 GAL	26 GAL	18"	6740426	\$617.00
45,65 GAL	39 GAL	22"	6740626	\$709.00
53,8 GAL	46 GAL	24"	6740726	\$750.00



Picture for reference only

Prices include the stainless steel cover and drain valve.  
All syrup filter tanks are 28" high.

## FILTER SUPPORTS



1 HOLE			3 HOLES		
12"	67412	\$122.00	22"	6742211	\$214.00
16"	674161	\$128.00	24"	674243	\$224.00

## GLASS TUBES FOR WATER LEVEL

5/8" x 8	60PEN58X6PLAGL	\$20.35
5/8" x 12	672176	\$23.40
5/8" x 18	60PEN58X18PLAGL	\$27.50
1-1/2" x 8	675157	\$28.50
1-1/2" x 18	60GROSNIVEAU18	\$40.75



## BLUE PLUGS WITH LONG ARM

1-1/2"	678117112	\$35.65
2"	678117	\$40.30
2-1/2"	6781171	\$45.85





## SUGAR PANS



3/4" valve and cover not included

16" x 16" x 12"	67WP1616	\$280.00	24" x 36" x 12"	67WP2436	\$415.00
16" x 32" x 12"	67WP1632	\$310.00	24" x 48" x 12"	67WP2448	\$435.00
16" x 16" Cover	67WPC016	\$57.25	24" x 72" x 12"	67WP2472	\$505.00
16" x 32" Cover	67WPC032	\$75.50			

## WATER JACKETED PANS













Water jacketed pan for sugar pan that can be used for the bottling kit beginning at page 97.

16" x 16"	67316M
16" x 32"	MINS32

Valve not included

Prices are available upon request

## HIGH TEMPERATURE PRODUCTS

	Silicone 60YYYCSL503	\$15.25		Fiber glass wool rope 60TXP018	\$0.97/ft
	Small brick 2 500°F 1 1/4" x 4 1/2" x 9" 66869	\$2.75		Ceramic wool 1" x 4' x 23.65'   8 lb 60BKT18LB100A	\$4.60/ft² 100 ft²/box
	Large brick 3 000°F 2 1/2" x 4 1/2" x 9" 66868	\$4.60		Ceramic wool 1 1/2" x 4' x 50'   8 lb 60BKT18LB050A	\$3.30/ft² 200 ft²/box
	Brick cement Pyromix, 1 gallon 66866	\$34.65		Thermofab wool 2" x 1/8" 60GW300100	\$1.33/ft 100' roll
	Brick cement Pyromix, 4 gallons 66864	\$78.50		Ceramic wool panel 1" x 12" x 36" EBISOL06	\$23.40
	Dry cement, 25 kg bag 66875	\$63.25		Ceramic wool panel 1" x 24" x 36" 60BK0019	\$77.50
				Ceramic wool panel 1/2" x 24" x 36" 60BK0012	\$57.75

Prices and specifications are subject to change without notice.

## BOILING ACCESSORIES STAINLESS STEEL



A



B



C

### CUPS


A	8"   deluxe	678489	\$40.95
	10"   deluxe	67847109	\$42.95
	12"   deluxe	67847129	\$44.95
B	8"   standard	6784789	\$27.30
	10"   standard	6784710	\$34.05
C	8"   small	67848901	\$28.30



D









E



F

### DIPPERS AND SKIMMERS

D	Round   5" Wooden handle	 <b>NEW</b> 7205405R	\$70.50
	Round   6½" Wooden handle	 <b>NEW</b> 72054065R	\$71.50
	Round   8" Wooden handle	 <b>NEW</b> 7205408R	\$72.50
E	Flat-sided   5" Wooden handle	 <b>NEW</b> 7205405P	\$81.50
	Flat-sided   8" Wooden handle	 <b>NEW</b> 7205408P	\$85.50
F	Without holes	6772922007	\$68.50
	With holes   4"	 <b>NEW</b> 7205404	\$72.00



G



H

### DEFOAMER SUPPORT

G	Small	67ANTIMOU9	\$11.50
	Large	67ANTIMOU9	\$14.80
H	9 oz	6700009	\$161.20
	16 oz	6700016	\$265.00



I



J



K

### FUNNELS


I	Small	66811	\$57.50
	Large	6681102	\$61.50
J	1" x 3/8"	FUNMIN	\$9.50
	5½" x 9/16"	FUNSMA	\$13.75
K	Plastic (set of 3)	FUNPLA	\$4.60



L



M



Other sizes available

N

### FILLING CONTAINERS AND PADDLES

L	2 L stainless steel with handle	MEACSL	\$39.95
M	4 L with handle (measuring)	MEACU4	\$36.15
N	42"	674242	\$81.50

Prices and specifications are subject to change without notice.

## BOILING ACCESSORIES STAINLESS STEEL



Use these molds to shape your maple sugar cakes.

Adjustable table sold separately.

### MOLDS

250 g (35 par boîte)	72054250	\$51.98
500 g (25 par boîte)	72054500	\$76.98



### SUGAR PAN

Rectangle   17" X 23" X 11"	72054172311	\$259.98
Round   10" X 14" X 5"	72054101405R	\$149.98
Round   12" X 17" X 6"	72054121706	\$169.98
Rectangle   12" X 17" X 11"	72054121711	\$241.98

## STACKS AND ACCESSORIES



- A** Chinese hats  
Available in diameters from 6" to 32" and optional spark guard
- B** Smoke stacks  
Available in diameters from 6" to 32"
- C** Stack covers  
Available in diameters from 7" to 30" and optional spark guard.
- D** Custom made roof jacks  
From 6" to 32" with collar
- E** Base stacks  
Available for 2' to 6' width evaporators



## HOMEMADE MAPLE GUMMIES

### Method

1. Combine the liquids in a saucepan, bring to the boil, and remove from heat.
2. Soften gelatin in cold water, then stir into the maple syrup mixture.
3. Pour into very small (approx. 1 x 2 cm) silicon moulds, in teddy-bear or other shapes.
4. Refrigerate 2 hours and pop out of moulds
5. Sprinkle with fine maple sugar, if desired.

**Keeps for: 3 or 4 days in the fridge**

### Ingredients

- > About 1/3 cup maple syrup (preferably dark syrup for its robust flavour)
- > 3 tbsp water
- > Gelatin sheets (amounting to 14 g)
- > If desired, fine maple sugar for garnish

Source : Maple from Quebec



## LIQUID DEFOAMER DOSING DEVICE

The most flexible and automatic liquid defoamer dosing device on the market.

Liquid defoamer dosing device

730400

Price upon request



## DEFOAMERS



Kosher | 200 g  
66890

Price upon request

Kosher | 2,5 kg  
66898

Price upon request



Organic liquid defoamer  
1 gallon  
EVAM1280G

Price upon request

FOR ORGANIC  
CERTIFIED PRODUCERS



Liquid | 8 oz.  
EVAN108W

\$6.95

Liquid | 32 oz.  
EVAM032W

\$23.95

Liquid | 4 L  
EVAM128W

\$74.95

## COLORMETERS



Portable electronic  
French/English  
HANNA Brand

\$425.00

662379



Sample bottle only (1,75")

\$0.46

662378

Sample bottle (3,75") + cap

\$0.67

668888



Sample bottle (3,75")

\$0.56

668887

Cap only

\$0.12

668889



Maple syrup digital grader  
HANNA Brand

\$83.15

662397



10 ml round test tube with plastic  
insert for HI759

\$1.70

662398

## REFRACTOMETERS



SAP AND SYRUP

Sap 0-32 Brix EIRE0032C

\$99.00

Syrup 45-82 Brix EIRS4582C

\$99.00

DIGITAL

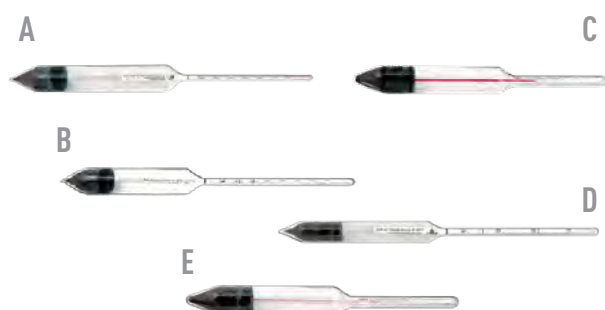
0-85 Brix 668412

\$608.00

Prices and specifications are subject to change without notice.




## HYDROMETERS SAP AND SYRUP




<b>A</b>	Sap	0-6 Brix	EIDE2010	\$27.95
<b>B</b>	Sap	0-15 Brix	668433	\$19.95
<b>C</b>	Sap	10-25 Brix	66849	\$21.65
	Syrup	45-75 Brix (Vermont state approved)	EIDS4575	\$21.50
<b>D</b>	Syrup	55-70 Brix	66845	\$16.95
<b>E</b>	Syrup	Hydrotherm	66841	\$30.95

Limited warranty and non-returnable items.

## DIAL THERMOMETERS



<b>A</b>	3" Dial   9" stem   0-50 °F   ¼" MIPT	72920003	\$47.95
	3" Dial   12" stem   0-50 °F   ¼" MIPT	72920004	\$55.95
<b>B</b>	5" Dial   9" stem   0-50 °F   ¼" MIPT	72920001	\$55.95
	5" Dial   12" stem   0-50 °F   ¼" MIPT	72920002	\$63.95
	3" Dial   12" stem   0-250 °F   ½" MIPT	668350	\$69.75
	3" Dial   6" stem   0-50 °F   ¼" MIPT	EITC0306	\$46.95
	3" Dial   9" stem   50-300 °F   ½" MIPT	EITC0309	\$46.75
	3" Dial   6" stem   0-250 °F   ¼" MIPT	EITC0336	\$38.95
<b>C</b>	Cadran 3"   Tige 6"   0-250 °F   1/2" MIPT	 <b>NEW</b> EITC033612	\$38.95
	3" Dial   9" stem   0-250 °F   ¼" MIPT	EITC0330	\$47.95
	3" Dial   6" stem   200-1000 °F   ½" For evaporator smoke stack	668210	\$61.20

## OTHER THERMOMETERS



8" stem  
71750425 \$34.95

12" | Stainless steel  
71750426 \$14.95

Electronic | 18" probe  
668204 \$395.00



With wooden handle  
66836 \$79.95



6" barometer  
72920030 \$210.00



Thermometer 3"  
(hot water)  
preheater  
6408503SS \$31.95

Prices and specifications are subject to change without notice.



## BRUSHES FOR PANS AND TANKS



2" x 7" without handle  
663524 \$21.95



2" x 7" flue brush  
663521 \$19.90



1/2" x 7" flue brush  
66352 \$22.50



4" x 7" psn brush  
72940050 \$39.50



9" handle  
EVBRE001 \$7.50



20" handle  
EVBRE003 \$10.95

No handle  
Round tank brush  
66356 \$30.60

## PAN CLEANERS



A

Sani-clean | 4 L 66284



B

Acericlean detergent | 3.78L 663150378



C



D



E

PAN ACID FOR STAINLESS STEEL

3 lb (powder) EVNSS300

D 10 lb (powder) EVNSS010

25 lb (powder) EVNSS250

1 gallon (liquid) EVPAN40W

E 5 gallons (liquid) EVPAN5GW

## TUBING AND SPOUT SANITIZERS



A

A Pure denatured | 4 L 667575



B

B Chlorine 12% | 20 L 666000

## WATERPROOF THERMAL GLOVES

- Breathable
- Waterproof
- Insulated - PU Coated
- High levels of handling precision and grip
- Provides warmth and protection from liquids in cold conditions, with the comfort of a breathable glove.

Medium 669282M

Large 669282L

X-Large 669282XL

XX-Large 669282XXL

\$30.60

Sold in pairs.






## FILTER PRESSES



**SUPERIOR QUALITY PLATES  
IMPROVING THE PERFORMANCE  
OF YOUR PRESS AND FACILITATES  
THE FILTRATION IN YOUR  
SUGARHOUSE**



SCAN TO SEE  
THE VIDEO  
[bit.ly/cdlvideos](https://bit.ly/cdlvideos)



# CUSTOMIZE YOUR FILTER PRESS

**WITH OUR MANY OPTIONS!**

**MADE ENTIRELY IN CANADA  
AND THE UNITED STATES**

**LIGHT AND COMPACT  
CONSTRUCTION**

**EASY TO MOVE**




### ADVANTAGES (7" and 10" presses)

- > Reclinable press [0, 45 and 90 degrees with the cart option] to facilitate the replacement of filter papers;
- > Removable pump kit (to use on another filter press).

	7" presses	10" presses
Short filter press + manual diaphragm. pump 3 hollow / 2 waffles	WFCDL7M	-
3 hollow / 2 waffles	WFCDL732	WFCDL1032
4 hollow / 3 waffles	WFCDL743	WFCDL1043
7 hollow / 6 waffles	WFCDL776	WFCDL1076
8 hollow / 7 waffles	WFCDL787	WFCDL1087
<b>Available options:</b>		
Air dia. pump kit 1/2"	WFCDL7ADP12	WFCDL10ADP12
Dia. pump kit 120v 1/2" 5.3 GPM	WFCDL7EDP1253	WFCDL10EDP1253
Filter press cart	WFCDL7CH	WFCDL10CH
Air distributor option	WFCDL710AIRM	WFCDL710AIRM
Air inlet kit <small>The air supply must be filtered using the 66345657K air filter kit.</small>	WFCDL7AIRI	WFCDL10AIRI
Air outlet kit <small>The air supply must be filtered using the 66345657K air filter kit.</small>	WFCDL7AIRO	WFCDL10AIRO

Prices are available upon request.





Option : WFCDL15DEF



### ADVANTAGES (15" presses)

- > Tightening with a 12 ton hydraulic cylinder with food grade oil, pneumatic or manually operated (not necessary to have compressed air);
- > Drip tray connected to the pump (Useful for closed loop de-sugaring or for pumping syrup from the tray);
- > Bypass valve installed on the front plate for greater efficiency;
- > Drainage of the inlet and outlet in the drip tray through the front plate;
- > Air drainage (optional);
- > Reverse air flow in the press outlet to extend filtration (optional).



20" filter press 3 holes  
Filtration capacity : 10 to 50 barrels

### ADVANTAGES (20" presses)

- > Easy paper installation
- > Higher filtration capacity
- > Cart on wheels
- > Syrup drip tray
- > 15 to 50 barrel filtration capacity
- > 3" thick hollow plates

#### 15" presses

7 hollow / 6 waffles	WFCDL1576
8 hollow / 7 waffles	WFCDL1587
9 hollow / 8 waffles	WFCDL1598
10 hollow / 9 waffles	WFCDL15109

#### Available options:

Air dia. pump kit 1/2"	WFCDL15ADP12
Air dia. pump kit 1"	WFCDL15ADP1
Dia. pump kit 120v 1/2" 5.3 GPM	WFCDL15EDP1253
Air inlet kit <small>The air supply must be filtered using the 66345657K air filter kit.</small>	WFCDL15AIRI
Air outlet kit <small>The air supply must be filtered using the 66345657K air filter kit.</small>	WFCDL15AIRO
Coalescent filter option + vapor air line	66345657K
Splash guard	WFCDL15DEF

Prices are available upon request.

#### Caution

The air supply must be filtered using the 66345657K air filter kit.

#### 20" presses

(9 hollow plates max.)  
7 hollow plates, 6 full plates

666217

#### Available options:

Air dia. pump kit 1"	730020
----------------------	--------


Prices are available upon request.

Clamped sight  
glass ferrule  
1-1/2"

6600150

Clamped sight  
glass ferrule 2"

6600200



## CDL VACUUM FILTER PRESS

**Syrup filter tank and filter press.**  
**Available in 9", 12", 15" and 18" sizes.**

**Includes : 1 filter and 12 prefilters**

9"	3.6 US GAL.	up to 400 taps	FAU18PV009K
12"	9 US GAL.	up to 800 taps	FAU18PV012
15"	14 US GAL.	800 to 1 800 taps	FAU18PV015
18"	19 US GAL.	1 800 to 3 600 taps	FAU18PV018

Does not come with a thermometer

5-micron vacuum filter press polyester filter		9"	FAU18036
		12"	FAU18038
		15"	FAU18017
		18"	FAU18018
		21"	668171
		24"	668172

Vacuum filter press polyester prefilter (12/pkg)		9"	FAU18035
		12"	FAU18037
		15"	668167
		18"	668168
		21"	668169
		24"	668170



9" model

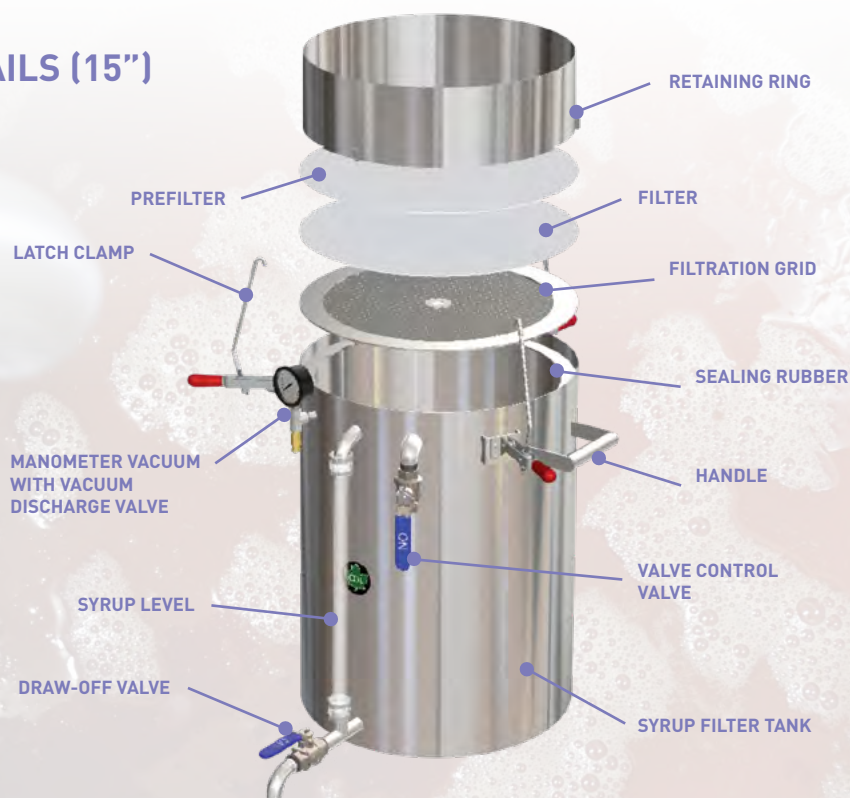
15" model

SCAN TO SEE  
THE VIDEO

[bit.ly/cdlvideos](https://bit.ly/cdlvideos)



## PRODUCT DETAILS (15")





## ELECTRIC DIAPHRAGM PUMP KIT



**Quick and easy installation.**  
For filter press pumping or hot syrup transfer.

Motor 115V  
5.3 GPM | 60 PSI



Electric diaphragm pump with support

669653A

## FILTER PRESS PUMPS



1/2" Diaphragm pump (aluminum) 669585

1" Diaphragm pump (aluminum) 669601

## SELF-CLEANING FILTER PRESSES



### Caution

Requires the use of an air compressor and a good supply of water or permeate.

### ADVANTAGES

- Technology that revolutionizes the cleaning operation of syrup press plates;
- De-sugaring and washing the plates without any syrup loss;
- Ultra fast and very efficient washing without removing the plates;
- Takes only **5 minutes** to wash the plates and repeat the filtration process;
- Reduces the cost of using filter papers by **90%**.

### INCLUDES:

- Support
- Drain Manifold with valves
- Pressure Gauges
- Coalescent and steam filter for compressed air

### NOT INCLUDED:

- Pump option
- Feed and drainage (washing water) plumbing

Self-cleaning 10" press  
7 hollow plates, 6 full plates

6660010A

Prices are available upon request.

## SELF-CLEANING PRESS FELT FILTERS



Self-cleaning  
press felt filters  
66852

\$43.00/pkg 16



# ACCESSORIES

5¼" filter papers  
66817 \$30.50/pkg 200

7" filter papers | pkg 400  
66828 Price upon request

10" filter papers | pkg 400  
66829 Price upon request

15" filter paper for  
CDLWESFAB filter presses  
WFCDL668015 Price upon request



15" filter paper | pkg 250  
668015 Price upon request

20" filter paper | pkg 250  
2 holes \$1.00/unit  
668221

10" filter papers  
with wings \$98.95/pkg 400  
66801

20" filter paper  
3 holes with wings | pkg 250  
668224 Price upon request



7" press felt filters  
66827 \$27.50/pkg 12



10" press felt filters  
66830 \$30.35/pkg 12

15" press felt filters for  
CDLWESFAB filter presses  
WFCDL668015F Price upon request

20" press felt filters  
2 holes \$88.75/pkg 7  
66820

20" press felt filter  
2 double holes \$20.25/unit  
668206

20" press felt filters  
3 double holes \$117.85/pkg 7  
66850



545 Celite filter aid  
10 lb \$17.30  
66825



545 Celite filter aid  
50 lb Price upon request  
66826

Dicalite filter aid  
50 lb Price upon request  
66838



Polyester #8 felt cone  
5 mic. \$14.25  
66814



Polyester #8 felt cone 1  
mic. \$13.40  
668163

#5 cone filter  
FILC05 \$17.85

Cone pre-filters  
66206 \$15.75/pkg 12

Flat pre-filter paper  
24" x 24", woven style \$2.75  
PREW24



Flat pre-filter paper  
36" x 36", woven style \$2.75  
PREW36

36"x36" pre-filter paper  
coffee style \$3.00  
PREC36

Cone pre-filter paper woven  
style \$1.65  
PREWCO\* \*Product available in limited quantity

Cone pre-filter paper coffee  
style \$1.90  
PRECCO



Bucket filter  
FILBAG \$25.75

Bucket pre-filter  
PREWFI \$4.20

Sap filters  
12" x 24" \$22.95/pkg 2  
66248



Sap filters  
24" x 24" \$28.95/pkg 2  
66210

24" x 24" flat filter  
FILF24 \$13.75

36" x 36" flat filter  
5 mic. \$14.95  
66211

36" x 36" flat polyester filter  
1 mic. \$25.50  
668164



Food grade grease  
66530 \$11.50



## STAINLESS STEEL BARRELS



Capacity: 15 US GAL.  
Empty weight (Tare): 29 lb  
1 plastic cap (2" center)

66819R

Capacity: 40 US GAL.  
Empty weight (Tare): 48 lb  
2 plastic caps (2" off-center)

66810

Capacity: 55 US GAL.  
Empty weight (Tare): 59 lb  
2 plastic caps (2" and 3/4" off-center)

668161

Prices are available upon request.



**Customization available.  
Check it out !**

Personalized aluminum plate to identify your barrels.  
Dimensions : 4" x 2-1/4"

66842

Models may differ from those shown.

### ADVANTAGES

- All lower joints completely welded;
- Designed for the complete drainage of syrup or washing water;
- Drip hole on top; No hole on the side;
- Edges with pronounced curves facilitating the handling of the barrels;
- Same dimensions as conventional galvanized barrels;
- Stackable.

## PUMP AND BARREL TRANSFER



Pneumatic stainless steel barrel pump

DRUPUM

\$210.00

### ADVANTAGES

- Allows you to empty a barrel of syrup faster;
- Quicker than a pump;
- Empty barrels of syrup without making a mess;
- Very easy to use.

A



B



A

1" Teflon barrel transfer

6150P1

\$204.20

B

5/8" Teflon barrel transfer

6150P58

\$204.20

Prices and specifications are subject to change without notice.





## HANDLING ACCESSORIES FOR BARRELS



3-wheel stainless steel cart  
676055S

\$629.00



Stainless steel lever  
671092

\$80.00



Barrel lifter with  
pulley and cord  
665045

\$382.95



Barrel trolley  
DRUROC\*

\$205.00

\* Product available in limited quantity

## BARREL CAPS AND ACCESSORIES



2" stainless steel cap  
BUNGSS

\$17.30



2" plastic cap  
(Can be used with bag 663332)  
660057

\$1.50




2" plastic cap for barrels  
(Large thread / hole 3/4 "NPT in center)  
BUNG06

\$1.80



Stainless steel barrel sampler  
67ECHBA

\$50.95



Stainless steel health  
barrel key  
662285

\$21.95



Barrel wrench  
BARWRE

\$71.50



Barrel wrench  
662282

\$59.50



New  
colour  
Cap  
included

32-gallon plastic bag  
663332B

\$19.95

## MAPLE CREAM MACHINES



Maple cream machine 8 L   110 V	Brass pump	668828
Maple cream machine 16 L   220 V	Brass pump	668827
Maple cream machine 8L   110 V	Stainless steel pump	668828S
Maple cream machine 16L   220 V	Stainless steel pump	668827S

## MAPLE SUGAR MACHINES



Single:  
Capacity of 17 lb.




Double:  
Capacity of 35 lb.

8" automatic maple sugar machine	668855A
8" double automatic maple sugar machine	668856A

### ADVANTAGES

- Fully automated;
- Uniform granulation;
- Can function without supervision;
- Available without automation if requested;
- Made of stainless steel;
- 3 in 1: mixer, grinder and dryer;
- Self-cleaning with hot water.

## CANDY MACHINES



A Candy machine (motor included)	ECB0100A	\$2 135.00
B Auger and pan	ECBMW301	\$413.00
C Extra pan	ECBMP101	\$449.00
Motor 1/4 HP	660002	Price upon request

Prices and specifications are subject to change without notice.



## WATER JACKETED TANKS



Electric water jacketed tank  
43 US GAL.  
67422

Bottling stand with pedal  
43 US GAL.  
67220-S

STAINLESS STEEL



Electric water jacketed tank  
15 US GAL.  
67422-M

Bottling stand with lever  
15 US GAL.  
67220-MS

STAINLESS STEEL



3/8"  
bottling valve  
67215

5/8"  
bottling valve  
67216


Prices are available upon request

## OTHER



Propane burner  
R-65  
66803

\$85.50



Electric bottling valve  
Includes 3 stainless steel  
tips: 1/4", 3/8", 1/2"  
67217

\$535.00



Bottling valve  
3/8", 90°  
ECDVP804

\$43.95



Bottling valve  
1/2", 90°  
ECDVP805

\$44.50



Bottling nozzle for water jacketed tank  
3/8" elbow x 3/4" mipt  
67BM12

\$17.25

Bottling nozzle for water jacketed tank  
1/2" elbow x 1/2" mipt  
6788991B2

\$18.05

## DRAW-OFF ELBOWS

MIPT	TUBE		
1/2"	3/4"	SDE050	\$23.05
3/4"	1"	SDE075	\$27.80
1"	1"	6788991D2	\$31.35
1-1/4"	1-1/2"	SDE125	\$35.10
1-1/2"	2"	SDE150	\$42.75



## BEGINNER BOTTLING KIT



Beginner  
bottling kit

6600802 \$1 000.00

### INCLUDES:

- 1 16" x 16" sugar pan cover
- 1 16" x 16" sugar pan
- 1 16" x 16" filter holder
- 1 R-65 propane burner
- 1 1/2" FIPT stainless steel ball valve
- 1 16" x 16" water jacketed tank
- 1 propane burner support
- 1 3/4" stainless steel nipple
- 1 1/2" stainless steel nipple
- 1 3/4" FIPT stainless steel ball valve

Prices and specifications are subject to change without notice.





## CANS - ENGLISH LITHOGRAPH




1/2 pint 65 / case CAN008

Pint 35 / case CAN016

Quart 24 / case CAN032

CHECK OUR YOUTUBE OFFICIAL CHANNEL TO WATCH OUR  
«HOW TO » VIDEOS ANYWHERE, ANYTIME!

IN THIS CONFECTIONARY CLASSES ONLINE,  
MIKE LYNCH EXPLAINS HOW TO MAKE  
MAPLE CANDY AND MAPLE CREAM  
WITH OUR  
EQUIPMENTS!



# CDL JUG Collection



CDL



## CDL jugs collection

Durable and compact, the CDL jugs were designed for the reality of today's maple syrup producers. Discover this new collection, which features a modern, vibrant and exclusive look while respecting the classic side of this great tradition.



## Customize your labels!

Ask your CDL sales representative

SCAN TO SEE  
THE VIDEO

[bit.ly/cdlvideos](http://bit.ly/cdlvideos)



PRODUCT CODE

QTY/  
BOX

3.4 oz	EXCD0101	100
½ pint	EXCD0261	100
1 pint	EXCD0501	100
1 quart	EXCD1001	100
½ gallon	EXCD2001	50
1 gallon	EXCD4001	24

For specific states, replace the by:

U for	All States	MI for	Michigan
V for	Vermont	P for	Pennsylvania
N for	New York	IN for	Indiana
NH for	New Hampshire	WV for	West Virginia
ME for	Maine	MA for	Massachusetts
WI for	Wisconsin	OH for	Ohio



BROWN PLASTIC CAPS FOR  
CDL JUGS COLLECTION

100 ml caps for jugs	661386
250 ml to 4 L caps for jugs	361000
250 ml to 4 L caps for jugs (new threads)	6628400







**Very competitive skid pricing.  
Call your local CDL store for details.**

## PLASTIC JUGS



**Caps  
included**

SIZE	PRODUCT CODE	QTY/BOX
40 ml	728140040	100
100 ml	72814100	100
250 ml	72814250	100
500 ml	72814500	100
1 L	72814001	100
2 L	66925	50
4 L	72814004	24



**Caps  
included**

SIZE	PRODUCT CODE	QTY/BOX
1.36 oz	EXCR0041♣	100
3.4 oz	EXCR0101♣	100
1/2 pint	EXCR0261♣	100
1 pint	EXCR0501♣	100
1 quart	EXCR1001♣	100
1/2 gallon	EXCR2001♣	50
1 gallon	EXCR4001♣	24



**Caps  
included**

For specific states, replace the ♣ by:

U for All States	MI for Michigan
V for Vermont	P for Pennsylvania
N for New York	IN for Indiana
NH for New Hampshire	WV for West Virginia
ME for Maine	MA for Massachusetts
WI for Wisconsin	OH for Ohio



SIZE	PRODUCT CODE	QTY/BOX
40 ml	EXCR00410	100
100 ml	EXCR01010	100
250 ml	EXCR02610	100
500 ml	EXCR05010	100
1 L	EXCR10010	100
2 L	EXCR20010	50
4 L	EXCR40010	24



BROWN PLASTIC CAPS FOR JUGS

100 ml cap for jugs	6628401
250 ml to 4 L cap for jugs	6628400





**Very competitive skid pricing.  
Call your local CDL store for details.**

## MODERN AND MAPLE LEAF

**CAPS NOT INCLUDED**



**MODERN**



**MAPLE LEAF**

	SIZE	PRODUCT CODE	QTY/BOX	CAP CODE
A	50 ml	EXBV0050M	50	661378 (GOLD)
	100 ml	EXBV0100M	36	661374 (GOLD)
	250 ml	EXBV0250M	12	661374 (GOLD)
	500 ml	EXBV0500M*	12	661388 (GOLD)
B	50 ml	EXBV0050AU	48	661378 (GOLD)
	100 ml	EXBV0100AU	12	661374 (GOLD) CAPK25 (BROWN)
	250 ml	EXBV0250AU	12	661374 (GOLD) CAPK25 (BROWN)
	500 ml	EXBV0500AU	12	661388 (GOLD) CAP500 (BROWN)
	750 ml	EXBV0750AU	6	661388 (GOLD) CAP500 (BROWN)

\* Product available in limited quantity.

## GALLONE

**CAPS NOT INCLUDED**



	SIZE	PRODUCT CODE	QTY/BOX	CAP CODE
A	40 ml	EXBVRH50	48	661378 (GOLD)
	250 ml	EXBVRH250	12	661377 (BLACK) 661390 (BROWN)
	500 ml	EXBVRH500	12	661377 (BLACK) 661390 (BROWN)
	1 L	EXBVRH1000	6	661377 (BLACK)
B	½ gal.	EXBVRH2000	6	661391 (BROWN) 661381 (WHITE) 72838400N (BLACK)
	1 gal.	EXBVRH4000	4	661391 (BROWN) 661381 (WHITE) 72838400N (BLACK)
	250 ml	EXBV0250GL	20	661376 (WHITE) CAP500 (BROWN)
	500 ml	EXBVRH500M	12	661388 (GOLD) CAP500 (BROWN)

## FLAT

**CAPS NOT INCLUDED**



	SIZE	PRODUCT CODE	QTY/BOX	CAP CODE
A	250 ml	EXBV0250L	12	661376 (WHITE) 661386 (BROWN) 661384 (BROWN)
	375 ml	EXBV0375	12	661376 (WHITE) 661386 (BROWN) 661384 (BROWN)
	500 ml	EXBV0500	12	661376 (WHITE) 661386 (BROWN) 661384 (BROWN)
	8 oz	EXBV0252	12	661376 (BLANC) 661384 (BRUN)
B	12 oz	EXBV0377	12	661376 (BLANC) 661384 (BRUN)

## GINGER BREAD AND FLASK

**CAPS NOT INCLUDED**



**GINGER BREAD**

**FLASK**

	SIZE	PRODUCT CODE	QTY/BOX	CAP CODE
A	250 ml	EXBV0250PEEV*	12	661374 (GOLD)
B	200 ml	BOTHF2	12	661384 (BROWN) CAP500 (BROWN) 661376 (WHITE) 661379 (BLACK)

\* Product available in limited quantity.





**Very competitive skid pricing.  
Call your local CDL store for details.**

## BASQUE

**CAPS NOT INCLUDED**



SIZE	PRODUCT CODE	QTY/BOX	CAP CODE
250 ml	EXBV0250B	12	661376 (WHITE) 661384 (BROWN)
500 ml	EXBV0500B	12	661377 (BLACK)

## BASQUE SNOWMAN

**CAPS NOT INCLUDED**



SIZE	PRODUCT CODE	QTY/BOX	CAP CODE
250 ml	EXBV0250BSM	12	661376 (WHITE) 661384 (BROWN)

## BASQUE 4 SUGARING SCENES

**CAPS NOT INCLUDED**



SIZE	PRODUCT CODE	QTY/BOX	CAP CODE
250 ml	EXBV0250BI	12	661376 (WHITE) 661384 (BROWN)

## BASQUE 4 CHRISTMAS SCENES

**CAPS NOT INCLUDED**



SIZE	PRODUCT CODE	QTY/BOX	CAP CODE
250 ml	EXBV0250BC	12	661376 (WHITE) 661384 (BROWN)

## BASQUE ANIMALS

**CAPS NOT INCLUDED**



ORIGINAL LOUP CHEVREUIL GEAI BLEU

**A**

**B**

**C**

**D**

	SIZE	PRODUCT CODE	QTY/BOX	CAP CODE
<b>A</b>	250 ml	EXBV0250BPMOOSE *	12	661376 (WHITE) 661384 (BROWN)
<b>B</b>	250 ml	EXBV0250BPWOLF *	12	661376 (WHITE) 661384 (BROWN)
<b>C</b>	250 ml	EXBV0250BPDEER	12	661376 (WHITE) 661384 (BROWN)
<b>D</b>	250 ml	EXBV0250BPJAY *	12	661376 (WHITE) 661384 (BROWN)

\* Product available in limited quantity.

## POLO AND BARREL

**CAPS NOT INCLUDED**



SIZE	PRODUCT CODE	QTY/BOX	CAP CODE
50 ml	EXBV0050BA	70	661378 (GOLD) CAP05B (BLACK)
100 ml	EXBV0100BA	12	661374 (GOLD) CAPK25 (BROWN)
200 ml	EXBV0200BA	12	661376 (WHITE) 661388 (GOLD) 661384 (BROWN) CAPKB5 (BLACK)





**Very competitive skid pricing.  
Call your local CDL store for details.**

## DECANTER

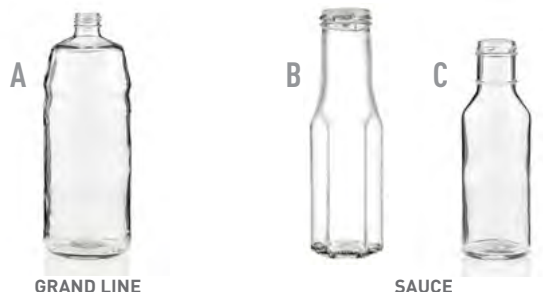
**CAPS NOT INCLUDED**



SIZE	PRODUCT CODE	QTY/BOX	CAP CODE
16 oz	EXBV016	12	661381 (WHITE) 72838400N (BLACK)
32 oz	EXBV032	12	661381 (WHITE) 72838400N (BLACK)

## GRAND LINE AND SAUCE

**CAPS NOT INCLUDED**



SIZE	PRODUCT CODE	QTY/BOX	CAP CODE
<b>A</b> 1 L	EXBV1000G	12	661376 (WHITE) 661386 (BROWN) 661384 (BROWN)
<b>B</b> 250 ml	BOTSH2*	12	728445 (METAL)
<b>C</b> 350 ml	EXBV0350S2	12	72838400N (METAL) 661381 (WHITE) 661391 (BROWN) 661396 (BLACK)

\* Product available in limited quantity.

## WHISKY

**CAPS NOT INCLUDED**



SIZE	PRODUCT CODE	QTY/BOX	CAP CODE
50 ml	BOTW5018SC	96	CAP05B (BLACK)
1 L	EXBV1000S	12	661376 (WHITE) 661386 (BROWN) 661384 (BROWN)

## CAPS

### WHITE PLASTIC CAPS



24 x 400 mm	661387*
28 x 400 mm	661376
38 x 400 mm	661381

### BROWN PLASTIC CAPS



24 x 400 mm	CAPK25
28 x 400 mm	661384
31.5 x 400 mm	661390
38 x 400 mm	661391
28 x 410 mm	CAP500

### BLACK PLASTIC CAPS



18 x 400 mm	CAP05B
28 x 400 mm	661379
31,5 x 400 mm	661377
38 x 400 mm	661396



### GOLD PLASTIC CAPS / TAMPER EVIDENT



18 x 400 mm	661378
24 x 400 mm	661374
28 x 400 mm	661388

### METAL LIDS



38 mm	728438*
43 mm	728445

### PLASTIC CAPS / TAMPER EVIDENT



28 x 400 mm	661382 (BLANC)
28 x 400 mm	661386 (BRUN)
28 x 400 mm	661385 (DORÉ)
28 x 400 mm	CAPKB5 (NOIR)

\* Product available in limited quantity.

## HEAT SHRINK AND GOLD CAPS FOR GLASS BOTTLES



### HEAT SHRINK CAPS

28 mm, 100/box	EXCAP028G*	\$14.85
-------------------	------------	---------

### GOLD CAPS



30,5 x 42 mm, 100/box	EXCAP210	\$8.95
34 x 52 mm, 100/box	EXCAP310	\$11.95

\* Product available in limited quantity.

Prices and specifications are subject to change without notice.







**Very competitive skid pricing.  
Call your local CDL store for details.**

## SHORT ROUND JARS

LIDS NOT INCLUDED



SIZE	PRODUCT CODE	QTY/BOX	CAP CODE
30 ml	BOTM30*	160	728445
40 ml	EXP040	24	728445
55 ml	BOTM02*	96	72843000
125 ml	EXP0125	12	72843000
250 ml	EXP0250	12	728470
375 ml	BOTS37	12	728470
750 ml	BOTS75	12	CAPG82

\* Product available in limited quantity.

## HEXAGONAL AND EMBOSSED HONEY JAR

LIDS NOT INCLUDED

A



B



SIZE	PRODUCT CODE	QTY/BOX	CAP CODE
45 ml	EXPOH045-24	24	728445
110 ml	EXPOH110-12	12	72843000
190 ml	EXPOH190-12	12	788490
270 ml	EXPOH270-12	12	788470
380 ml (500 g honey)	BOT380	12	CAPHC7, CAPWF7, CAPPC7, 728470
780 ml (1 kg honey)	BOT780	12	CAPHC8, CAPWF8, CAPPC8, CAPG82

## LONG ROUND JARS

LIDS NOT INCLUDED



SIZE	PRODUCT CODE	QTY/BOX	CAP CODE
250 ml	BOTT25	12	CAPG53
375 ml	BOTT37	12	788490
500 ml	BOTT50	12	788470
750 ml	BOTT75	12	728470

## METAL LIDS

SIZE	PRODUCT CODE
38 x 400 mm (black)	72838400N
38 mm	728438*
43 mm	728445
48 mm	72843000
53 mm	CAPG53
58 mm	788490
63 mm	788470
70 mm	728470
82 mm	CAPG82



\* Product available in limited quantity.



A



B



C

## SAMPLE JARS



30 ml jars  
Cap only

EICOL016  
EXBSCAP16

	SIZE	PRODUCT CODE
A	70 mm	CAPHC7
	82 mm	CAPHC8
B	70 mm	CAPWF7
	82 mm	CAPWF8
C	70 mm	CAPPC7
	82 mm	CAPPC8



## PLASTIC BOTTLES

**CAPS INCLUDED**



	SIZE	QTY/BOX	PRODUCT CODE	PRICE PER UNIT
<b>OXYGEN BARRIER BOTTLE</b>				
<b>A</b>	375 ml	200	660375	\$0.85
<b>B</b>	500 ml	150	661500	\$0.90
<b>C</b>	1 L	90	661000	\$1.28
<b>D</b>	2 L	6	660020	\$2.55
<b>E</b>	4 L	40	660400	\$4.08
<b>FREEZER JUG</b>				
<b>F</b>	4 L	1	EXSH4P	\$1.83
<b>PLASTIC JUG</b>				
<b>G</b>	10 L	1	JUG210	\$6.25
<b>FIVE GALLON BLUE CONTAINER</b>				
<b>H</b>	18.9 L	1	EXBPL005	\$14.25

## EXTRA CAPS FOR OXYGEN BARRIER BOTTLES AND FREEZER JUG

	DESCRIPTION	SIZE	PRODUCT CODE
<b>A</b>	Bottle cap 375 ml, 500 ml	-	661375
<b>B</b>	Bottle cap 1 L, 2 L, 4 L	53 x 400 mm	661380
<b>B</b>	For EXSH4P and JUG210	38 x 400 mm	661381

## CARDBOARD BOXES

DESCRIPTION	SIZE	PRODUCT CODE	PRICE PER UNIT
With handle	8 x 375 ml	668375	\$0.71
With handle	8 x 500 ml	664350	\$1.10
Without handle	12 x 375 ml	612375	\$0.93



## PLASTIC CONTAINERS



**In-mold label offering exceptional print quality!**

**Caps included**

**With security seal**

250 g Lock container, Maple taffy 60256  
500/box

**Caps included**

250 g Lock container, Maple cream 60255  
500/box

**Caps included**

Maple cream tub CDL Collection 250 g 61250001  
500/box

**Caps included**

Maple cream tub CDL Collection 500 g 61500001  
500/box

**Caps included**

250 g organic container 61250001B  
500/box

**FOR ORGANIC CERTIFIED PRODUCERS**

Prices are available upon request



**D**



**E**



**F**

<b>D</b>	Beige plastic container for maple cream 250 g   100/box	TUBB25*	\$1.85/ea
<b>D</b>	Beige plastic container for maple cream 500 g   100/box	TUBB50*	\$2.10/ea
<b>E</b>	Clear plastic container (Lid not included) 100g P325   250/pkg	6603905*	\$13.95
<b>E</b>	Clear plastic lid for P325   125/pkg	6603906*	\$5.50
<b>F</b>	4 oz. granulated sugar container	EXPLSUG4	\$0.79
<b>F</b>	8 oz. granulated sugar container	EXPLSUG8	\$0.99

\* Product available in limited quantity.

Prices and specifications are subject to change without notice.



## WOODEN STICKS



A



B

A	Medium wooden sticks   pkg 12	668911	\$14.95
	18" wooden sticks	66891	\$14.50
B	6" taffy sticks   pkg 500	72925050	\$11.15

## CANDY BOXES



12 cavities, 4-1/2" x 6"  
60115 \$0.58



One bite candy box  
60101 \$0.60



1" brown paper cups  
pkg 1 000  
EXBB0251 \$6.75



6 cavity box,  
3-1/2" x 4-5/8"  
60127 \$0.95



15 cavity box,  
7" x 4" x 1"  
60131 \$0.95



Two bite candy box  
60102 \$0.45

1-3/4" white paper cups  
pkg 1 000  
EXBB0101 \$9.25

## CONES, BOXES AND SUPPORTS



A



B



C

New look

A	72/box	66137	\$5.15
	900/box	66138	\$30.80
B	6 holes 25/box	ECBCOR06-25	\$21.75
	12 holes 25/box	ECBCOR12-25	\$22.75
C	CDL wooden support for cones   14 holes	666314*	\$26.95

\* Product available in limited quantity.

## GLUCOSE AND POWDER GENUGEL



2,25 kg  
For the hardness of sweets and lollipops  
6680801 \$12.95



25 kg  
For the hardness of sweets and lollipops  
66808 \$84.95



200 g  
For the hardness of sweets and lollipops  
72926170 \$20.40

## HANG TAGS AND ELASTICS



A



B



C

	DESCRIPTION	PRODUCT CODE	QTY/PKG	PRICE/PKG
A	Hang tag	HANTAG	100	\$27.65
B	Hang tag	NECBRO	100	\$13.60
C	Golden elastic	EXECMEL6G	100	\$6.50

Prices and specifications are subject to change without notice.







## SYRUP GRADING SELF-ADHESIVE LABELS

	DESCRIPTION	PRODUCT CODE	QTY/PKG	PRICE/PKG
	Vermont Quality	EXECVT01	1000	\$7.00
	Vermont Golden	EXLAVTG	1000	\$8.85
	Vermont Amber	EXLAVTA	1000	\$8.85
	Vermont Dark	EXLAVTD	1000	\$8.85
	Vermont Very dark	EXLAVTV	1000	\$8.85
	New York Golden	EXLANYG	1000	\$8.85
	New York Amber	EXLANYA	1000	\$8.85
	New York Dark	EXLANYD	1000	\$8.85
	New York Very Dark	EXLANYVD	1000	\$8.85
	Maine Golden	EXLAMEG	1000	\$8.85
	Maine Amber	EXLAMEA	1000	\$8.85
	Maine Dark	EXLAMED	1000	\$8.85
	Maine Very Dark	EXLAMEV	1000	\$8.85
	NH Golden	EXLANHG	1000	\$8.85
	NH Amber	EXLANHA	1000	\$8.85
	NH Dark	EXLANHD	1000	\$8.85
	NH Very Dark	EXLANHVD	1000	\$8.85
	US Golden	EXLAUSG	1000	\$8.85
	US Amber	EXLAUSA	1000	\$8.85
	US Dark	EXLAUSD	1000	\$8.85
	US Very Dark	EXLAUSV	1000	\$8.85

## BOOKS



DESCRIPTION	PRODUCT CODE	
<b>The Maple Syrup Cookbook - 3<sup>rd</sup> edition</b> (Offers recipes for breakfasts, appetizers, beverages, pastries and desserts.)	 <b>ECCBOOK3</b>	\$22.95
<b>Backyard Sugarin'</b> (An excellent guide for people who would like to start producing maple syrup for pleasure or personal enrichment.)	ECBYSMAN4	\$14.15
<b>The Maple Syrup Cookbook</b> (Offers recipes for breakfasts, appetizers, beverages, pastries and desserts.)	ECCBOOK2	\$22.95
<b>Sugarhouse Coloring Book</b>	ECSUGCOLOR	\$1.60
<b>Design, Installation and Maintenance of Plastic Tubing Systems for Sap Collection in Sugar Bushes</b> (This manual includes detailed information on the design, installation and maintenance of sap collection systems.)	BOODIM	\$19.95
<b>Maple Sugar</b>	ECMAPLE	\$14.95



**Several other books available**  
Visit [cdlusa.com](http://cdlusa.com) for the complete listing.

## SIGNS AND FLAGS



A



B



C



D



E



F

	DESCRIPTION	PRODUCT CODE	
A	9" x 13" cardboard sign	ECMS0913	\$4.75
B	24" x 36" metal sign	ECMS2436	\$71.95
	10" x 14" plastic sign	ECMP1014	\$20.25
	24" x 36" plastic sign	ECMP2436	\$59.50
C	20" x 30" plastic sign	SIGNGR	\$18.95
D	18" x 24" coroplast sign	SIGNYE	\$18.95
E	20" x 30" coroplast sign	SIGNAM	\$18.95
F	Flag	663660	\$39.95



## PLASTIC MOLDS



**A**  
HARD CANDY

**B**  
SUCKER CANDY

**C**  
CHOCOLATE

DESCRIPTION	CAVITY/QTY	PRODUCT CODE	
Assorted designs	20	ECMS3057	\$4.40
Christmas trees	20	ECMSH196	\$4.40
Flowers, fruits, nuts	25	ECMSH479	\$4.40
<b>A</b> Small hearts	18	ECMS0204	\$4.40
Maple leaves	12	ECMS3185	\$4.40
Rectangles	20	ECMS3029	\$4.40
Stars	20	ECMSH227	\$4.40
Strawberries	12	ECMSH150	\$4.40
Barrels	7	ECMS3205	\$4.40
Baseballs	6	ECMS3043	\$4.40
Snowmen	6	ECMSH404	\$4.40
Hearts	6	ECMSH324	\$4.40
Elephants	5	ECMS0572	\$4.40
Maple leaves	6	ECMS3450	\$4.40
Frogs	5	ECMS3303	\$4.40
<b>B</b> Rabbits (female)	5	ECMSH254	\$4.40
Daisies	3	ECMS0866	\$4.40
Skates	4	ECMS6250	\$4.40
Apples	6	ECMS3190	\$4.40
Rounds	3	ECMS0573	\$4.40
Smiles (big)	4	ECMSH962	\$4.40
Smiles (small)	6	ECMSH961	\$4.40
Santa Claus heads	6	ECMSG214	\$4.40
Tractors	4	ECMS1219	\$4.40
Squares	20	EMCC071	\$4.85
Maple leaves	12	EMCC0121	\$4.85
Fleurs-de-lis (squares)	12	EMCC079	\$4.85
Snow flakes	9	EMCC039	\$4.85
<b>C</b> Assorted designs	12	EMCC055	\$4.85
Ovals	12	EMCC035	\$4.85
Pyramids	12	EMCC129	\$4.85
Rounds	12	EMCC070	\$4.85
Farm animals (for suckers)	4	EMCS11219	\$4.85
Cow (for suckers)	5	ECMS3624	\$4.85

## RUBBER CANDY MOLDS



- > Made of food grade silicone
- > Unique design for added stability when pouring
- > Entirely self supporting
- > Three high sides for quick filling without making a mess, giving a uniform quality products without waste.
- > Uniform cavities giving perfect results every time.



MSEM2420 \$40.50

DESCRIPTION	CAVITIES	PRODUCT CODE	
Sugar shacks	14	ECMC1165*	\$25.95
Stars	20	ECMC1151*	\$25.95
Maple leaves (20 g)	20	ECMC1243*	\$26.45
Maple leaves	12	ECMC1138*	\$25.95
Maple leaves (2 oz)	8	ECMC1137*	\$26.45
Snow flakes	20	ECMC1477*	\$25.95
Moose	6	ECMC0006*	\$25.95
Santa Clauses	10	ECMC1133*	\$25.95

\* Product available in limited quantity.

## SUCKER BAGS AND STICKS

DESCRIPTION	DIMENSIONS	QTY/PKG	PRODUCT CODE	
Cellophane bags	4¾" x 6¾"	100	ECMSC406	\$6.75
Cellophane bags	3" x 4"	100	ECMSC304	\$4.00
Plastic bags	3" x 5"	100	ECMSS305	\$2.25
Plastic bags	4" x 5"	100	ECMSS405	\$2.50
Sticks	3¾"	1000	ECMSB375	\$16.65
Sticks	4½"	1000	ECMSB450	\$19.95

## DISPENSER



**A**



**B**



**C**

<b>A</b> Tape dispenser	661150	\$19.25
<b>B</b> 9 mm x 165 m tape	661151	\$5.50
<b>C</b> 9 mm x 165 m red tape	661153	\$6.05

Prices and specifications are subject to change without notice.



# WHAT IS A CDL 4.0 SUGARING?



**It's a 100% autonomous and connected sugaring operation.  
Possible for small, medium or large producers!**

**FIND OUT  
ONLINE**





The CDL experience translates into personalized service at each stage of your maple sap processing. Just like a family, our maple experts make suggestions and guide you so that the quality of your harvest meets your expectations and those of your consumers here and abroad.

## CORPORATE STORES



### CDL St. Albans

3 Lemnah Drive  
St. Albans, VT 05478  
P. 802-527-0000 F. 802-524-3666  
Toll free. 800-762-5587  
stalbens@cdlusa.net  
www.cdlusa.com

Head Office

### CDL Morrisville

559 Harrel Street  
Morrisville, VT 05661  
P. 802-851-8232 F. 802-851-8153  
morrisville@cdlusa.net

### CDL Northeast Kingdom

The Pick N' Shovel  
54 Coventry Street  
Newport, VT 05855  
P. 802-334-8370 F. 802-334-1218  
pick.maple@comcast.net

### CDL Western New York

5704 State Route 19A  
Castile, NY 14427  
P. 585-493-5102 F. 585-493-5105  
wny@cdlusa.net

### CDL Pennsylvania

91 Patterson Road  
Westfield, PA 16950  
P. 814-628-2082 F. 814-628-2084  
Toll free. 1-855-501-2771  
pa@cdlusa.net

### CDL Southern Pennsylvania

246 Sugar Cake Road  
Somerset, PA 15501  
c. 814 442-3680  
spa@cdlusa.net

### CDL Rutland

1867 US-7  
Pittsford, VT 05763  
P. 802-725-8040 F. 802-725-8097  
rutland@cdlusa.net

### CDL Maine

319 US Route 2E  
Wilton, ME 04294  
P. 207-645-4000 F. 207-645-4003  
maine@cdlusa.net

### CDL Michigan

RMG Family Sugar Bush  
11866 West Thompson Road  
Rudyard, MI 49780  
P. 906-478-3038 F. 906-478-7830  
Toll free. 1-800-50MAPLE (506-2753)  
c. 906-322-0765  
mjross@lighthouse.net  
www.rmgmaple.com

### CDL Wisconsin

Peter & Dawn Roth  
Roth Sugar Bush  
656 Tower Drive  
Cadott, WI 54727  
P. 715-289-3820 F. 715-289-3821  
info@rothsugarbush.com  
www.rothsugarbush

### CDL Enosburg

257 Pearl Street  
Enosburg Falls, VT 05450  
P. 802-933-4279 F. 802-933-6908  
enosburg@cdlusa.net

### CDL North East NY

1036 Slosson Road  
West Chazy, NY 12992  
P. 518-493-3043 F. 518-493-2153  
neny@cdlusa.net

### CDL Lancaster

393 Main Street  
Lancaster, NH 03584  
P. 603-788-2600 F. 603-788-3998  
lancaster@cdlusa.net

### CDL Massachusetts

Michael Quinn  
QSH Maple Supplies  
78 Main Street  
Northfield, MA 01360  
P. 413-225-3245  
mquinn28@yahoo.com

### CDL Bristol

32 Jackman Drive  
Bristol, VT 05443  
P. 802-453-4335  
bristol@cdlusa.net

### CDL Barre

Miles Supply  
143 Boynton St  
Barre, VT 05641  
P. 802-476-3963  
cgalfetti@milessupply.com

## REPRESENTATIVES

### Nick Atherton

Franklin County, VT  
c. 802-309-9610  
nick.atherton@cdlusa.net

### Zel Larivee

Franklin County, VT  
P. 802-933-7798  
zel.larivee@cdlusa.net

### Mitchell Charron

In House ST. Albans, VT  
Used equipment specialist  
c. 802-393-9092  
mitchell.charron@cdlusa.net

### Rick Marsh

Lamoille, Chittenden and  
Washington Counties, VT  
c. 802-730-4604  
rick.marsh@cdlusa.net

### Larrrs Hardy

Lamoille, Chittenden and  
Washington Counties, VT  
c. 802-782-5633  
larrrs.hardy@cdlusa.net

### Tom Patterson

ME, RI, CT, NH  
c. 802-782-2450  
tom.patterson@cdlusa.net

### Will Streeter

New Hampshire  
c. 603-520-5725  
will.streeter@cdlusa.net

### David Allen

Southern Chittenden and  
Western Addison Counties, VT  
c. 802-734-1105  
mansfield@gmatv.net

### Ben Shepard

Southern Vermont, Massachusetts  
c. 802-373-2799  
ben.shepard@cdlusa.net

### Reg Charbonneau

Southern VT  
c. 802-236-3452  
reg.charbonneau@cdlusa.net

### Michael Quinn

Massachusetts, Southern VT  
c. 413-834-5083  
mquinn28@yahoo.com

### Miguel Ibarguen

Maine  
c. 207-578-0411  
miguel.ibarguen@cdlusa.net

### Josh Knipping

Eastern Maine  
c. 207-944-2575  
josh.knipping@cdlusa.net

### Mike Parker

North East New York  
c. 518-420-4497  
parkerfamilymaple@yahoo.com

### Gordy Putman

Western New York  
c. 585-322-5507  
whisperingbrookfarms@gmail.com

### Tim Eldridge

Northern Pennsylvania  
c. 814-367-7811  
tim.eldridge@cdlusa.net

### Mike Lynch

Southern PA, IN, WV, OH, IL  
c. 814-442-3680  
mike.lynch@cdlusa.net

### Fred Ahrens

Ohio  
c. 330-206-1606  
fred@richardsmpleproducts.com

### James Adamski

WI, IA, Northwest Upper Peninsula MI  
c. 715-216-7855  
cdladamski@gmail.com

### Derek Ross

MI  
c. 906-322-0765  
upmapled@gmail.com

### Doug and Debra DeGrave

Lee Wood, Bark River, MI  
South Western Upper Peninsula  
c. 906-723-3723

### Kory Woods

Corporate monitoring sales and service  
c. 802-782-6492  
kory.woods@cdlusa.net



## ALASKA

**Alaska Wild Harvest**

Mike and Dulce East  
**Dbā Kahiltna Birchworks**  
 5400 E Revolutionary Way  
 Wasilla, AK 99654  
 P. 907-373-1309 F. 907-373-1359  
 www.alaskabirchsyrup.com  
 michael@alaskabirchsyrup.com

## CONNECTICUT

**Lamothe's Sugar House**

**Robert & Jean Lamothe**  
 89 Stone Road  
 Burlington, CT 06013  
 P. 860-675-5043  
 www.lamothesugarhouse.com  
 lamothesugarhouse@gmail.com

## INDIANA

**Sweet Beginnings Maple**

**Silas Beachler**  
 9569 South 600 East  
 Claypool, IN 46510  
 P. 260-578-1625  
 silasjay90@yahoo.com

## MAINE

**Slattery's Farm & Maple Supply Co.**

**Wayne & Joni Slattery**  
 1381 Woodman Hill Road P.O. Box 94  
 West Minot, ME 04288  
 P. 207-966-3643  
 slatbake2001@yahoo.com

**Lyle & Jo Ann Merrifield**

195 North Gorham Road  
 Gorham, ME 04038  
 P. 207-892-5061 C. 207-415-3001  
 merfarm@aol.com

**Gile's Family Farm**

**Stephen Gile/Frank Boucher**  
 139 Waterboro Rd.  
 P.O. Box 634  
 Alfred, ME 04002  
 P. 207-324-2944 C. 207-432-4479  
 sgile@roadrunner.com

## MASSACHUSETTS

**Dufresne's Sugar House**

**Keith Dufresne**  
 113 Goshen Road  
 Williamsburg, MA 01096  
 P. 413-268-7509 C. 413-559-7072  
 sugarmaker@msn.com

**Ioka Valley Farm**

**Rob & Missy Leab**  
 3475 Hancock Rd  
 Hancock, MA 01237  
 C. 413-441-5147  
 missy@iokavalleyfarm.com

## MINNESOTA

**Don's Sugar Shack**

**Don Hansen**  
 842 West Street  
 Taylors Falls, MN 55084  
 P. 612-201-1086  
 don@tfmaple.com

**Timber's Sugar Shack LLC**

**Tim and Amber Woodrow**  
 1037 1<sup>st</sup> Street NW  
 Aitken, MN 56431  
 P. 218-429-5805 C. 218-831-6799  
 timberssugarshack@gmail.com

**Sappy Pollen**

**Josh Menard**  
 7559 30<sup>th</sup> Street SW  
 Howard Lake, MN 55349  
 P. 612-791-1282  
 josh@sappypollen.com

## NEW HAMPSHIRE

**Bascom Maple Farms, Inc.**

**Bruce Bascom**  
 56 Sugarhouse Road  
 Alstead, NH 03602  
 P. 603-835-6361 F. 603-835-2455  
 sales@bascommapple.com

**D & D Maple Supplies**

**Dave Kemp**  
 5 Saw Mill Drive, Unit 8  
 Jaffrey, NH 03452  
 P. 603-532-8496 C. 603-562-6973  
**Scott Kemp**  
 C. 603-801-4690  
 david.kemp7@myfairpoint.net

**Hicks Hardware**

120 Main Street  
 Colebrook, NH 03576  
 P. 603-237-5531 F. 603-237-4190

**Sunnyside Maples, Inc.**

**Mike Moore**  
 130 Asby Road  
 Canterbury, NH 03224  
 P. 603-783-9961  
 C. 603-848-7091  
 sugarmaker@aol.com

## NEW YORK

**Dominic's Hardware and Supplies, Inc.**

**Jim Dominic**  
 5195 State Route 11  
 Ellenburg Depot, NY 12935  
 P. 518-594-3922 F. 518-594-7786  
 lynn@dominichardware.com

**Grottoli's Maple Farm**

91 Ritchie Road  
 Middle Granville, NY 12849  
 P. 518-642-2856 C. 518-232-3024  
 grottolimapple@yahoo.com

**Catskill Mountain Maple**

**Thomas Kaufman**  
 65 Charlie Wood Road  
 DeLancey, NY 13752  
 P. 607-746-6215 F. 607-746-8367  
 tomshane95@msn.com

**Moser's Maple Ridge Farm**

**Lyndon Moser**  
 3981 Wilson Road  
 Copenhagen, NY 13626  
 P. 315-688-2518 C. 315-486-3248  
 mosersmapleridgefarm@gmail.com

**Mill Creek Maple Supply**

**David Norton**  
 1551 County Highway 20  
 Edmeston, NY 13335  
 P. 607-965-6920 F. 607-965-6921  
 millcreekmaple@yahoo.com

**Malone Farm and Home Center**

**Ryan LaValley**  
 114 Raymond Street  
 Malone, NY 12953  
 P. 518-483-8072  
 mfhc@bbinc.us

**Mike Bennett**

82 Mc Donald Street  
 Glens Falls, NY 12801  
 P. 518-222-4990  
 tapholemaple@gmail.com

**Dick Dunn**

373 Hunt Hill Road,  
 Ithaca, NY 14850  
 P. 607-539-6515 C. 607-342-1452  
 dpdunn373@gmail.com

**Woody's Maple Supplies**

**James Woodrow**  
 418 Underwood Road  
 Hermon, NY 13652  
 P. 315-347-2395  
**Jim** 315-783-8148  
**Josh** 315-528-3080  
 jjaw@tds.net

**Maple Glen Sugarhouse**

**Paul Lesefske**  
 2266 Gowanda Zoar Road  
 Gowanda, NY 14070  
 P. 716-532-5483  
 pl2266@yahoo.com

**Himrod Farm Supplies**

3141 Himrod Road  
 Himrod, NY 14842  
 P. 315-531-9497 F. 315-531-9498

**Sweet Ridge Maple Farm**

**Dan Weed**  
 1539 West Danby Road  
 Newfield, NY 14876  
 P. 607-564-4027 C. 315-567-9900  
 daniweed@yahoo.com

## OHIO

**Gortner's Maple**

1244 Township Road 13  
 West Salem, OH 44287  
 P. 419-869-7353 C. 419-651-2425  
 rdgortner@frontier.com

**Williams Maple Products**

**Joshua Williams**  
 PO Box 463  
 Lithopolis, Ohio 43136  
 P. 614-920-1935 C. 419-239-6764  
 williammapleproducts@gmail.com

**Richards Maple Products**

**Fred Ahrens**  
 545 Water Street  
 Chardon, OH 44024  
 P. 440-268-4160 C. 330-206-1606  
 fred@richardsmapleproducts.com

## PENNSYLVANIA

**Brenneman's Maple Farm**

**Iddo Brenneman**  
 572 Oak Dale Road  
 Salisbury, PA 15558  
 P. 814-662-2010

**Loch's Maple**

**Randy & Jamie Loch**  
 143 Cokely Road  
 Springville, PA 18844  
 P. 570-965-2679 C. 570-240-1432  
 www.lochsmapple.com  
 maple4u@epix.net

**Triple Creek Maple LLC**

**Gary Bilek**  
 9225 Fillingier Road  
 Cranesville, PA 16410  
 P. 814-756-4500  
 triplecreekmaple@yahoo.com

## WEST VIRGINIA

**Daniels Maple Products**

**Brandon Daniels**  
 1747 Morris Branch Road  
 Dawson, WV 25976  
 C. 304-575-7266  
 wwmapler@suddenlink.net

## WISCONSIN

**Adamski's Sugar Bush**

**James Adamski**  
 W10923 Winter Road  
 Antigo, WI 54409  
 P. 715-623-6853 C. 715-216-7855  
 cdladamski@gmail.com

**Morley's Maple Syrup**

**John and Crystal Morley**  
 141 West 1<sup>st</sup> Avenue  
 Luck, WI 54853  
 P. 715-554-2301  
 john@morleymaplesyrup.com

**Sugar Grove Maple Supply**

**Emmanuel and Owen Hershberger**  
 S2030 County Road D  
 Westby, WI 54667  
 P. 608-625-6745

**Russ Schneveis**

737 Naugart Drive  
 Athens, WI 54411  
 P. 715-257-7713

**Roger & Tony Bundy**

N402 County Road D  
 Eau Galle, WI 54737  
 P. 715-495-0872

## CORPORATE STORES

**CDL Central Ontario**

2907 Highway 11 N  
Oro-Medonte (ON) L0L 2E0  
P. 705-487-3331 F. 705-487-0460  
Toll free 1-800-959-9192 (Ontario only)  
atkinson@cdlinc.ca

**CDL Eastern**

3464 Station Street  
Monkland (ON) K0C 1V0  
P. 613-346-0333 F. 613-346-1333  
eastern@cdlinc.ca

**CDL Western**

3301 Perth Road 180, RR#2  
Staffa (ON) N0K 1Y0  
P. 519-345-0259  
western@cdlinc.ca

**CDL Lanark County**

38 Dufferin Street  
Perth (ON) K7H 3A4  
P. 613-259-5554 F. 613-259-2409  
lanark@cdlinc.ca

**CDL Sundridge**

199 Maple Valley Road  
Sundridge (ON) P0A 1Z0  
P. 705-384-7847  
atkinson@cdlinc.ca

**CDL Grey County**

245794 Southgate Road 24  
Proton Station (ON) N0C 1L0  
T. 519-379-7021  
enos.martin@cdlinc.ca

## DISTRIBUTORS

**RMG Family Sugar Bush**

11866 W. Thompson Road  
Rudyard, MI 49780  
P. 906-478-3038 F. 906-478-7830  
C. 906-322-0765  
mjross@lighthouse.net

**Kentvale Home Hardware**

712, K-line Road  
Richards Landing, On P0R 1J0  
P. 705-246-2002 F. 705-246-2361  
kentvale.merchants@gmail.com

**Northway Home Hardware**

Maple Syrup Supplies  
4231 Perth Road  
Inverary, On K0H 1X0  
P1. 613-353-7000 P2. 613-353-2155  
northway@kingston.net

## REPRESENTATIVES

**George Roney**

Brant, Bruce, Chatam-Kent, Elgin, Essex,  
Haldiman, Hamilton, Huron, Lambton Middlesex,  
Niagara, Norfolk, Oxford, Perth  
C. 519-949-1954  
george.roney@cdlinc.ca

**CDL Central Ontario**

Durham, Halton, Kawartha Lakes, Muskoka, Haliburton,  
Northumberland, Peterborough, Simcoe, Toronto,  
West Parry sound, York  
P. 705-487-3331

**Neil Cruise**

Prescott & Russell  
C. 450-512-2619  
neil.cruise@cdlinc.ca

**Steve Skinner**

Frontenac, Grenville, Hasting, Lanark, Lennox & Addington,  
Leeds, Ottawa, Prince Edward, Renfrew  
C. 613-299-7874  
steve.skinner@cdlinc.ca

**Bill Hubbert**

East Parry Sound, Manitoulin, Nipissing, North Haliburton,  
North Muskoka, Sudbury, Timiskaming  
C. 705-788-4582  
bill.hubbert@cdlinc.ca

**Rob Berkvens**

Glengarry, Stormont Dundas  
C. 613-551-3333 T. 613-346-0333  
rob.berkvens@cdlinc.ca

**Enos Martin**

Grey, Wellington County, Dufferin County, Waterloo  
C. 519-379-7021  
enos.martin@cdlinc.ca

**Jonathan Martin**

Grey, Wellington County, Dufferin County, Waterloo  
C. 519-379-1795  
jonathan.martin@cdlinc.ca

## NEW-BRUNSWICK

## CORPORATE STORES

**CDL St-Quentin**

7 rue Canada  
Saint-Quentin (NB) E8A 1J2  
P. 506-235-9100 F. 506-235-2894  
stquentin@cdlinc.ca

**CDL Acadie**

1873 rue Bellechasse,  
Paquetville, (NB) E8R 1M9  
P. 506-764-3280 F. 506-764-3475  
acadie@cdlinc.ca

## REPRESENTATIVES

**Marc Chiasson**

Acadie, Moncton,  
New-Brunswick (North-East)  
marc.chiasson@cdlinc.ca  
C. 506-727-8699

**Eric Haché**

New-Brunswick (South),  
Nova Scotia, Prince Edward Island  
eric.hache@cdlinc.ca  
C. 506-381-0855

**Carl Plante**

New-Brunswick (North)  
carl.plante@cdlinc.ca  
C. 418-570-2076

**Michaël Boucher**

New-Brunswick  
michael.boucher@cdlinc.ca  
C. 418-860-7447

**Jacques St-Pierre**

New-Brunswick (North-West)  
jacques.st-pierre@cdlinc.ca  
C. 418-860-7447





## QUEBEC CORPORATE STORES

### Les Équipements d'érablière CDL inc.

257, route 279  
Saint-Lazare (QC) G0R 3J0  
P. 418-883-5158 F. 418-883-4159  
Toll free 1-800-361-5158  
st-lazare@cdlinc.ca

### CDL Cabano

315, boulevard Industriel  
Témiscouata-sur-le-Lac (QC) G0L 1E0  
P. 418-854-5158 F. 418-854-1118  
Toll free 1-877-854-5158  
cabano@cdlinc.ca

### CDL Haut-St-Laurent

2535, Route 209  
Saint-Antoine-Abbé (QC) J0S 1N0  
P. 1-844-805-1235 F. 1-844-805-1675  
hautst-laurent@cdlinc.ca

### CDL La Guadeloupe

295, 14<sup>e</sup> Avenue  
La Guadeloupe (QC) G0M 1G0  
P. 418-459-4012  
beauce@cdlinc.ca

### CDL L'Islet

194, route 204  
Saint-Adalbert (QC) G0R 2M0  
P. 418-356-5153  
lislet@cdlinc.ca

### CDL Lourdes

282, Route 265  
Notre-Dame-de-Lourdes (QC) G0S 1T0  
P. 819-245-0058  
lourdes@cdlinc.ca

### CDL Mégantic

2294, Rue Laval  
Nantes (QC) G6B 2V5  
P. 819-554-8443  
megantic@cdlinc.ca

### CDL Mont-Laurier

1054, boulevard Albiny-Paquette  
Mont-Laurier (QC) J9L 1M1  
P. 873-388-0145  
mont-laurier@cdlinc.ca

### CDL Portneuf

1142, avenue St-Louis  
Portneuf (QC) G0A 2Y0  
P. 418-286-0003  
portneuf@cdlinc.ca

### CDL Roxton Falls

286, rue Notre-Dame  
Roxton Falls (QC) J0H 1E0  
P. 450-548-2242 F. 450-548-2481  
roxtonfalls@cdlinc.ca

### CDL Sainte-Auréli

#### Équipements d'érablière Guy Maheux inc.

8, rang Saint-Jean-Baptiste  
Sainte-Auréli (QC) G0M 1M0  
P1. 418-593-3804 P2. 418-593-3805  
F. 418-593-3804  
ste-aurelie@cdlinc.ca

### CDL Sainte-Marie

1235, rue 2 du Parc Industriel  
Sainte-Marie (QC) G6E 1G7  
P. 418-387-2215  
ste-marie@cdlinc.ca

### CDL Sawyerville

143, rue de Cookshire  
Sawyerville (QC) J0B 3A0  
P1. 819-416-1505 P2. 819-416-1501  
sawyerville@cdlinc.ca

### CDL Shefford

2981, route 112  
Shefford (QC) J2M 1C6  
P. 450-539-2225 F. 450-539-0500  
shefford@cdlinc.ca

### CDL Thetford

1892, rue Nadeau, Thetford Mines  
Secteur Pontbriand (QC) G6H 3K3  
P. 418-335-0853 F. 418-335-3745  
thetford@cdlinc.ca

### CDL Warwick

1, route 116 Est  
Warwick (QC) J0A 1M0  
P. 819-358-3499  
warwick@cdlinc.ca

## DISTRIBUTORS

### LANAUDIÈRE

#### Agri-Service D.M.R. inc.

Lanaudière  
4011, rue Principale  
Saint-Félix-de-Valois (QC) J0K 2M0  
P. 450-889-8341 F. 450-889-2305  
Toll free 1-800-667-7030

### LAURENTIDES

#### Meuneries Mondou

Laurentides  
12429, route Arthur-Sauvé  
Mirabel (QC) J7N 2C2  
P. 450-258-2817 F. 450-258-4626  
Toll free 1-888-258-2817  
groupemondou@meuneriemondou.com

#### Les Moulins B.G.L. inc.

Laurentides  
14, rue Legault  
St-André-d'Argenteuil (QC) J0V 1X0  
P. 450-537-3774 F. 450-537-3777





ROTH SUGAR BUSH  
MAPLE EQUIPMENT

# ROTH SUGAR BUSH

## Maple Sugaring Equipment & Pure Maple Syrup

Your Land! Your Brand! Run with the Best!

### Roth's Pan Cleaner & Spouts



Royal Cast Aluminum Spouts (each) ..... \$ 1.95  
Pan Cleaner (1 gallon) ..... \$18.50  
4 gallons or more (per gallon) ..... \$18.00



### Sap & Syrup Testing Instruments



Sap Hydrometer ..... \$17.00  
Syrup Hydrometer ..... \$17.00  
Stainless Steel Hydrometer Cup ..... \$23.80



### Sugar Hill Jugs Minnesota Family Traditions



Gallon ..... \$3.05 ea. - 24 per case ..... \$ 73.20  
1/2 Gallon .... \$2.49 ea. - 32 per case ..... \$ 79.68  
Quarts ..... \$1.71 ea. - 90 per case ..... \$153.90  
Pints ..... \$1.27 ea. - 100 per case ..... \$127.00  
1/2 Pints ..... \$1.17 ea. - 100 per case ..... \$117.00  
3.4 oz. .... \$1.10 ea. - 100 per case ..... \$110.00



### Sugar Hill Sweet Gold Jugs Wisconsin or All State



Gallon ..... \$3.05 ea. - 24 per case ..... \$ 73.20  
1/2 Gallon .... \$2.49 ea. - 32 per case ..... \$ 79.68  
Quarts ..... \$1.71 ea. - 90 per case ..... \$153.90  
Pints ..... \$1.27 ea. - 100 per case ..... \$127.00  
1/2 Pints ..... \$1.17 ea. - 100 per case ..... \$117.00  
3.4 oz. .... \$1.10 ea. - 100 per case ..... \$110.00



### Glass Containers



Caps are Included

Quarts ..... per dozen ..... See Below \*  
Pints ..... per dozen ..... See Below \*  
3/4 Pints (with handles) ..... per dozen ..... See Below \*  
1/2 Pints (with handles) ..... per dozen ..... See Below \*  
16 oz. Plastic Bottles ..... per dozen ..... \$ 9.95  
Extra Caps ..... each ..... \$ .25

\* Due to the Coronavirus Pandemic, pricing and availability of glass bottles was uncertain when this catalog was printed. Please check pricing on our Website: [www.rothsugarbush.com](http://www.rothsugarbush.com)

Thank You



### Blue or Clear Sap Saks



Individual ..... \$ .32 each ..... \$ .32  
Pack of 50 ..... \$ .30 each ..... \$ 15.00  
Box of 250 ..... \$ .28 each ..... \$ 70.00



### United States Grading Labels



1,000 per roll ..... \$ 11.00

### Pure Maple Syrup Labels



3" x 3-1/8" ..... 100 per roll ..... \$8.00  
3" x 2" ..... 100 per roll ..... \$8.00

We carry many other labels for fancy glass bottles. Prices will vary. Please call or check our Website




All prices are F.O.B. Cadott, Wisconsin. We ship U.P.S. daily.

We do our very best to fill orders as they are received.

Please allow 3 to 5 days for shipment after your order is received.

Prices subject to change without notice



[www.rothsugarbush.com](http://www.rothsugarbush.com)  
715-289-3820



Subscribe to our YouTube Channel  
[rothsugarbush](https://www.youtube.com/rothsugarbush)

We buy all grades of bulk pure maple syrup, May 1st to January 1st, paying cash when you deliver to our sugarbush.



# ROTH SUGAR BUSH - Super Store

## Maple Sugaring Equipment

656 Tower Drive

Cadott, Wisconsin 54727

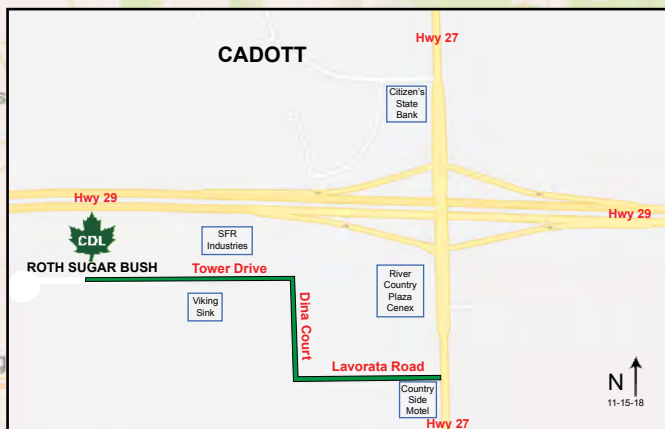
Phone: 715-289-3820

Fax: 715-289-3821

Website: [www.rothsugarbush.com](http://www.rothsugarbush.com)

Email: [info@rothsugarbush.com](mailto:info@rothsugarbush.com)

PRESRT STD  
U.S.POSTAGE  
PAID  
PERMIT NO. 2000  
EAU CLAIRE, WI



TIM & AMBER WOODROW ★  
AITKIN, MN  
218-429-5805

JOHN & CRYSTAL MORLEY ★  
LUCK, WI  
715-554-2301

DON HANSEN ★  
TAYLORS FALLS, MN  
612-201-1086

JOSH MENARD ★  
HOWARD LAKE, MN  
612-791-1282

ROTH SUGAR BUSH  
SUPER STORE  
CADOTT, WI  
715-289-3820

JIM ADAMSKI ★  
ANTIGO, WI  
715-216-7855

RUSS SCHNEVEIS ★  
ATHENS, WI  
715-257-7713

ROGER & TONY BUNDY ★  
EAU GALLE, WI  
715-495-0872

EMANUEL & OWEN HERSHBERGER ★  
CASHTON, WI  
S2030 Cty Rd D



ROTH SUGAR BUSH  
MAPLE EQUIPMENT



Subscribe to our YouTube Channel  
[rothsugarbush](http://rothsugarbush.com)

Check your Email for our Open House Seminar Schedule

**OPEN HOUSE**  
February 3, 4, 5 & 6, 2021  
Cadott, Wisconsin  
8:00 am - 4:00 pm  
Special Discounts  
Prizes